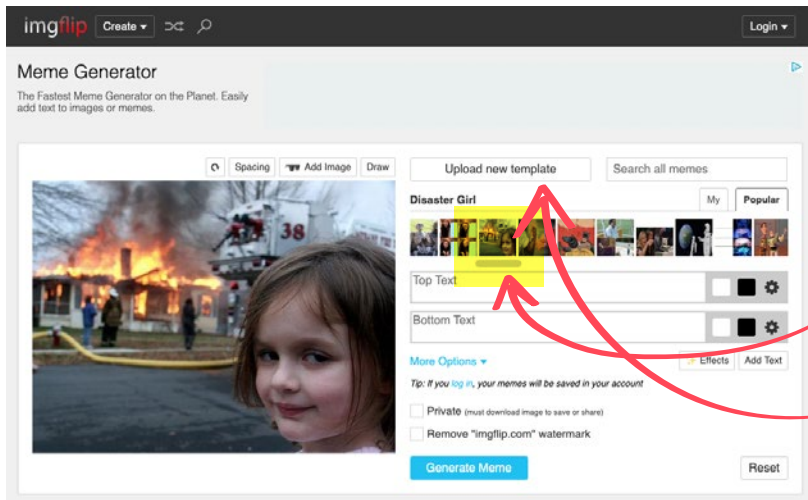


GO TO [IMGFLIP.COM/MEMEGENERATOR](https://imgflip.com/memegenerator)

J'  LES MOTS!

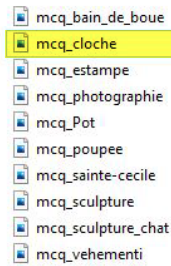


1. SELECT A TEMPLATE FOR THE TEXT LAYOUT

2. CLICK ON "UPLOAD NEW TEMPLATE" TO CHANGE THE IMAGE



3. CLICK ON "UPLOAD IMAGE FROM YOUR DEVICE"

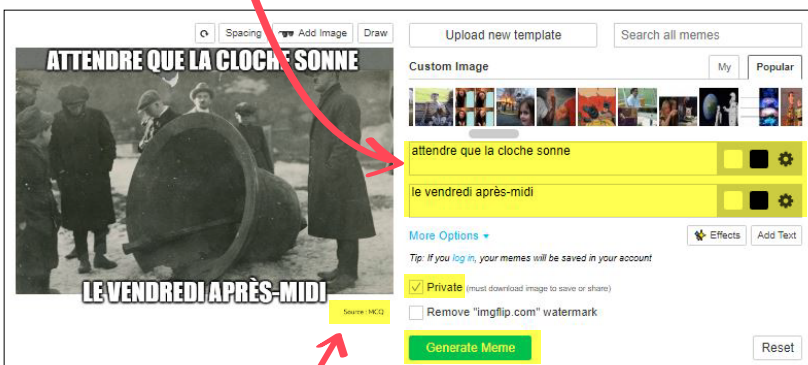


4. SELECT THE CHOSEN WORK IN THE "JLM2023_IMAGES" FOLDER

5. CLICK ON "UPLOAD"

6. TYPE YOUR TEXT

SETTING BUTTONS ALLOW YOU TO DETERMINE THE TEXT FORMAT FONT, SIZE, ALIGNMENT, COLOR...



MOVE THE TEXT IF NECESSARY TO HIGHLIGHT THE SOURCE

7. CHECK THE "PRIVATE" BOX AND CLICK ON "GENERATE MEME"

8. CLICK ON "DOWNLOAD IMAGE" TO SAVE THE MEME IN A FOLDER ON YOUR DESKTOP



9. CLICK ON "CHANGE SETTINGS" AND START AGAIN!