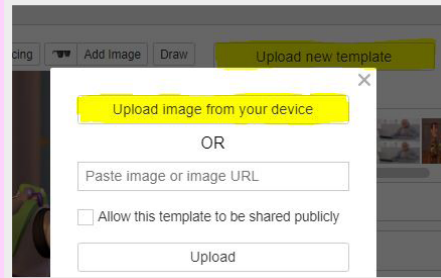


J' LES MOTS!

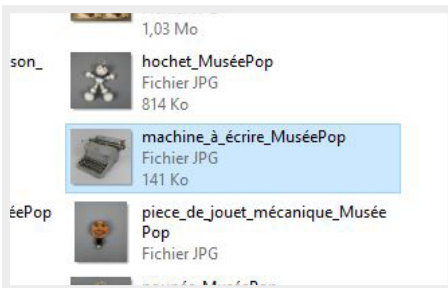
First of all, go to imgflip.com/memegenerator
Select **CREATE MEME**



1. With the cursor, choose a format on which the text layout will depend.



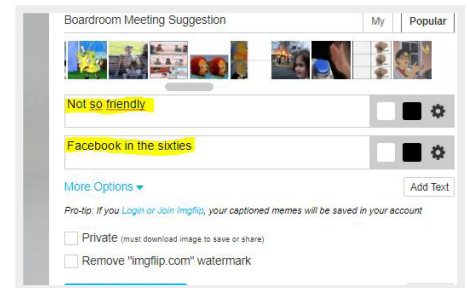
2. Click **UPLOAD NEW TEMPLATE**, then **UPLOAD IMAGE FROM YOUR DEVICE**



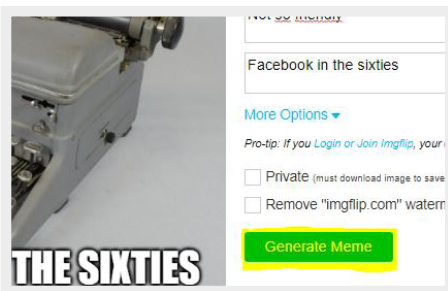
3. Select the image of your choice among those you have downloaded.



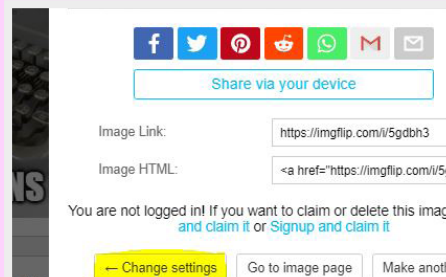
4. Click on **UPLOAD**



5. Transcribe your text
Pay attention to the spelling!



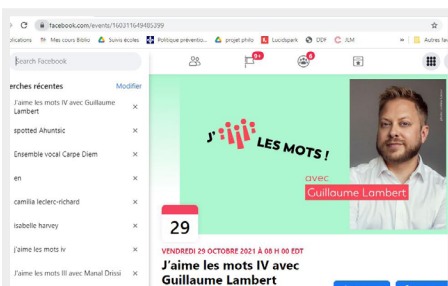
6. Click on **GENERATE MEME**



*** In case of error, it is always possible to go back... ;-)



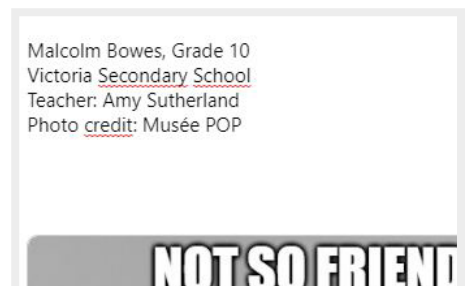
7. Right click and save your meme in a folder **CLASS MEMES**



8. On Facebook, search for the event **J'AIME LES MOTS IV**



9. Create a publication and publish your masterpiece!



*** Don't forget to identify yourself, your school and teacher, as well as the credit.