

Vol. XXXVI.

No 4.

THE Delineator

A JOURNAL

of

FASHION

CULTURE

and

FINE ARTS.



PUBLISHED MONTHLY AT TORONTO

BY

THE DELINEATOR PUBLISHING CO.

OF TORONTO, LIMITED,

33 RICHMOND ST., WEST.

OCTOBER,

\$1 A YEAR. 15 CENTS PER COPY.

1890.

Printed in Canada

To our Subscribers and Patrons Generally,

IN THE DOMINION OF CANADA.

For the Convenience of our Patrons in Canada, we append below a List of Agencies for the Sale of our Goods in the Dominion, through which our Patterns, etc., can be obtained at retail. By ordering from the nearest of these Agencies, either by mail or in person, Canadian Customers will be likely to save time, and charges for duty, in getting their orders filled.

The List of Agencies is as follows:

BRITISH COLUMBIA.

| | |
|------------------|---------------------------|
| NEW WESTMINSTER, | Ogle, Campbell & Freeman. |
| VANCOUVER, | Cope & Young. |
| VICTORIA, | Shears & Page. |

MANITOBA.

| | |
|-----------|---------------------|
| BRANDON, | Miss M. A. Bristol. |
| WINNIPEG, | Ferguson & Co. |

NEW BRUNSWICK.

| | |
|--------------|---------------------------------|
| BATHURST, | W. R. Johnson. |
| FREDERICTON, | Simon Nealis. |
| MONCTON, | D. C. Sullivan. |
| ST. JOHN, | Geo. H. McKay, 49 Charlotte St. |
| WOODSTOCK, | J. T. Collins. |

NOVA SCOTIA.

| | |
|--------------|-------------------|
| DIGBY, | J. F. Saunders. |
| HALIFAX, | G. M. Smith & Co. |
| NEW GLASGOW, | Drysdale Bros. |
| WINDSOR, | I. Fred. Carver. |
| YARMOUTH, | Viets & Dennis. |

ONTARIO.

| | |
|----------------------|---------------------------------|
| BERLIN, | W. H. Becker & Co. |
| CHATHAM, | Thomas Stone. |
| COBOURG, | Miss. S. J. Henderson. |
| CORNWALL, | Hamilton & MacArthur. |
| DUNNVILLE, | Miss I. N. Stewart. |
| GALT, | George A. Chrysler. |
| GUELPH, | J. D. Williamson & Co. |
| HAMILTON, | Miss M. A. Moody, 201 King St. |
| KINGSTON, | Mrs. A. Gorham. |
| LONDON, | Morrow & Irwin. |
| NIAGARA FALLS SOUTH, | Wm. Spence. |
| OAKVILLE, | Thomas Patterson. |
| OTTAWA, | Mrs. E. Ackroyd, 142 Sparks St. |
| ST. CATHARINES, | McLaren & Co. |
| TORONTO, | T. Eaton & Co., 190 Yonge St. |

QUEBEC.

| | |
|-------------|--|
| MONTREAL, | Henry Morgan & Co., cor. St. James Street and Victoria Square. |
| QUEBEC, | Joseph Dynes. |
| SHERBROOKE, | J. Landsberg. |

We beg our retail customers in the Dominion to understand that we do not refuse to fill Orders for Patterns which they may send us. Any Orders with which they may favor us will receive our usual prompt and careful attention. At the same time, in our desire to relieve retail customers in the Dominion from possible annoyance and delay, through detention of their Patterns in Customs Offices, etc., we have thought it advisable to publish the above list of Canadian Agencies, at any of which personal or mail Orders for our Patterns, etc., will be filled with all possible promptitude.

In sending Orders by mail to us or any of the above Agents, please be careful to give your Post-office Address in full, naming the Town, County (or Parish) and Province in which you reside.

When Patterns are desired for Ladies, the Number and Size of each Pattern should be stated; when Patterns for Misses, Girls, Boys or Little Folks are needed, the Number, Size and Age should be given in each instance.

It is immaterial to us whether our Publications are ordered direct from us or through Agents in the Dominion. We are always pleased to fill orders for the Publications at advertised rates, but we can not assume charges for duty when such charges are levied.

In sending Money through the mails, Security is best assured by using a Post-Office Order, Express Money-Order, a Bank Check or Draft, or a Registered Letter.

Respectfully,

THE BUTTERICK PUBLISHING CO. (Limited),

the
DELINEATOR

—IS—

A Monthly Magazine of Fashion, Culture and Fine Arts.



FIGURE NO. 449 L.—LADIES' COAT.—This illustrates Pattern No. 3495 (copyright, price 30 cents.

EACH issue contains illustrations and descriptions of Current and Incoming Styles for Ladies, Misses and Children, articles on the newest Dress Fabrics and Novelties in Trimmings, and representations of the latest ideas in Millinery, LINGERIE and Fancy-Work.

In addition there are papers by practical writers on the Household and its proper maintenance, and a selection of entertaining and instructive reading on the Elegancies of Life.

Send Fifteen cents for a Sample Copy, and you will find one number to be worth the Subscription Price.

TERMS FOR THIS PUBLICATION

IN THE CANADIAN EDITION,

which is identical with the Edition as published by the Butterick Publishing Co. [Limited], London and New York: Subscription Price, \$1.00 per Year; Single Copies, 15 Cents.

Parties subscribing are requested to particularly specify the number with which they wish the subscription to commence. Subscriptions will not be received for a shorter term than one year, and are always payable in advance.

We have no Club Rates, and no Commissions are allowed to any one on Subscriptions sent us.

The Postage on the DELINEATOR is prepaid by the Publishers to any part of Canada.

NOTE THIS OFFER:

To any one sending us \$1.00 for a Subscription to the DELINEATOR, with 25 cents additional (or \$1.25 in all), we will send the DELINEATOR for one year, and will also forward a copy of the

METROPOLITAN CATALOGUE of the current edition, until the same shall be exhausted. If the current edition is exhausted at the time we receive the Subscription, we will send a copy of the succeeding number immediately upon its publication.

See advertisement of the METROPOLITAN CATALOGUE elsewhere in this issue.

THE DELINEATOR PUBLISHING CO. OF TORONTO

[LIMITED],

33 Richmond Street, West, Toronto.

SHREWD DRESSMAKERS

KNOW THAT THEY SAVE TIME, EXTEND THEIR TRADE AND
PLEASE THEIR CUSTOMERS BY KEEPING

THE

Metropolitan Catalogue of Fashions

WHERE IT CAN BE SEEN BY THEIR PATRONS.

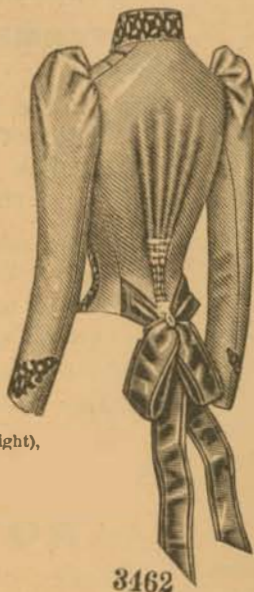
THIS MAGNIFICENT PUBLICATION is a semi-annual *résumé* within whose covers are included all the styles in fashionable use for ladies and children at the time of its publication. A comparison of two successive numbers shows that the latter edition, while possessing large additions in the way of novelty, is not entirely new, as it retains a noticeable proportion of the engravings shown in the previous volume.

As purveyors of modes, we find that many styles take a strong hold on public taste and frequently outlast two or three seasons in popularity. Again, in our position as designers of fashions, it occasionally happens that we introduce a style which does not at once attract public favor—which, in fact, requires time to grow into general esteem. Then, again, there are standard shapes which remain in use year after year, and some few, indeed, which appear to be as immutable as the stars. There is the broad, general rule, which teaches that fashions in the average do not acquire or lose popularity in a day, but wax and wane in favor as the seasons come and go. Some there are, of course, which leap at one bound into public admiration; but these are indeed as infrequent and erratic as comets—to-day a wonderful attraction, to-morrow gone and forgotten.



3462

LADIES' BASQUE (Copyright),
price 30 cents.



3462



3436



3436

LITTLE GIRLS' COAT (Copyright), price 20 cents.



FIGURE NO. 382 L.—LADIES' CLOAK.—This illustrates Pattern No. 3423 (copyright), price 40 cents.

All these and other similar circumstances are duly considered in the preparation of the work under discussion; the end kept permanently in view being to have it contain every fashion in vogue for ladies, misses and children, as issued up to date of its publication. We wish it, therefore, distinctly understood, that, while the work includes all the modes endorsed by Fashion, it excludes everything from which she has removed the stamp of her approval.

Having been prepared in view of much handling (being especially calculated for the sales-counters of our Agents), this Catalogue is excellently adapted to the needs of Dressmakers and Manufacturers of Ladies' and Misses' Clothing.

Single copies of the METROPOLITAN CATALOGUE in the Popular Edition, will be sold at this office for 35 cents, or will be mailed post-paid to any address in Canada on receipt of order and this amount.

NOTE THIS OFFER.

To any one sending us \$1.00 for a Subscription to the DELINEATOR, with 25 cents additional, (or \$1.25 in all) we will also forward a copy of the METROPOLITAN CATALOGUE of the current edition, until the same shall be exhausted. If the current edition is exhausted at the time we receive the Subscription, we will send a copy of the succeeding number immediately upon its publication.

See advertisement of the DELINEATOR elsewhere in this issue.

Address: The Delineator Publishing Co. of Toronto [Limited],
33 RICHMOND ST., WEST, TORONTO.

The Quarterly Report

-OF-

METROPOLITAN FASHIONS,

A Magnificent Colored Plate Illustrating the Latest Styles.

THE QUARTERLY REPORT is issued in March, May, September and November. Each number includes a handsome Chromo-Lithographic Plate, illustrating Fashions for Ladies and Children, and a Magazine containing a Description of the Plate, articles upon Millinery and other Modes, items of interest to Ladies, etc.

The Plate is 24 x 30 inches in size, and is of exceptional value to Dressmakers, Milliners and Manufacturers of Ladies' Clothing. It is handsomely printed in Fine Colors upon richly finished Plate Paper, and is in itself a work of art without a superior in Chromo-Lithography.

TERMS FOR THIS PUBLICATION.

Invariably Payable in Advance.

One Year's Subscription for the Quarterly Report, as described above,.....\$1.00

Single Copies of the Quarterly Report, comprising the Lithographic Plate and Descriptive Book,..... 40

One Year's Subscription for the Quarterly Report and Monthly Delineator,.....2.00

Single Copies of the Quarterly Report, with the Monthly Delineator of corresponding issue,..... 50

FIGURES NOS. 374 L and 375 L.—LADIES' COLLARS.—These two figures illustrate the same Pattern—No. 3421 (copyright), price 10 cents.

THE styles illustrated on the Plate and described in the Book are accurate, timely and elegant, and are the latest and best productions of our Artists in Europe and America. Patterns corresponding with these styles are issued simultaneously with them, and are at once placed on sale in all our various Depots and Agencies in the United States.



FIGURE No. 377 L.—LADIES' TOILETTE.—This consists of Ladies' Skirt No. 3437 (copyright), price 35 cents; Basque No. 2961 (copyright), price 30 cents; and Sleeve No. 3267 (copyright), price 10 cents.



FIGURE No. 383 L.—LADIES' COSTUME.—This illustrates Pattern No. 3465 (copyright), price 40 cents.

SPECIAL NOTICE.

To any one sending us \$2.00 for a Subscription to the DELINEATOR and QUARTERLY REPORT, with 10 cents additional to prepay transportation charges, we will also forward a copy of the METROPOLITAN CATALOGUE of the current issue until the same shall be exhausted. If the current edition is exhausted at the time we receive the Subscription, we will send a copy of the succeeding number immediately upon its publication. See advertisement of the DELINEATOR and METROPOLITAN CATALOGUE elsewhere in this issue.

THE QUARTERLY REPORT, when sent by mail from our New York Office to any part of the United States, Canada or Mexico, is post-paid by us. When the Publication is ordered sent on subscription to any other country, 16 cents for extra postage must accompany the subscription price.

Subscriptions will not be received for a shorter term than One Year, and are always payable in advance.

In making Remittances, if possible, send by Draft, Check, Express Money-Order or Post-Office Money-Order. Do not risk a Postal-Note or Money in a letter without registering it.

We have no Club Rates, and no Commissions are allowed to any one on Subscriptions sent us.

ADDRESS:

THE BUTTERICK PUBLISHING CO. [Limited],
7, 9 and 11 West 13th Street, New York.



FIGURE No. 400 L.—GIRLS' CLOAK.—
This illustrates Pattern No. 3427
(copyright), price 25 cents.

The Report of Juvenile Fashions

COMPRISES A CHROMO-LITHOGRAPHIC PLATE,

(Size, 19 x 24 inches.)

Issued Semi-Annually on the 1st of February and August,

WITH A BOOK CONTAINING DESCRIPTIONS
OF ALL THE

LATEST STYLES OF Juvenile Clothing.

THE "Report of Juvenile Fashions" is a necessary adjunct to every well-appointed Dressmaking, Tailoring and Children's Outfitting Establishment. If you are a dressmaker, and have frequent or occasional calls for styles for misses or little folks, this report meets your needs for a handsome Plate of Garments developed in suitable colors and combinations of shades. Illustrating, as it does, a nice assortment of Boys' as well as Girls' Styles in each issue, it is also of much service to the practical tailor, in these days when modes for boys are given equal attention with those for their elders. To children's outfitters and clothiers generally the publication is invaluable, inasmuch as it gives them an intelligent idea of the newest styles in young people's clothing, sufficiently far in advance of their time of sale each season to give the manufacturer opportunity to make up his goods beforehand, with full confidence that his productions will be acceptable to the buying public. To the Home Dressmaker, with a family of boys and girls to provide for, this Plate is an assistant as handy for consultation as a thimble is for use.



FIGURE No. 416 L.—LITTLE GIRLS' DRESS.
—This illustrates Pattern No. 3440
(copyright), price 20 cents.



FIGURE No. 421 L.—BOYS' SUIT.—This consists of Boys' Blouse No. 3482, price 20 cents; Cap No. 3053, price 10 cents; and Trousers No. 2281, price 20 cents.



FIGURE No. 407 L.—MISSSES' DRESS.—This illustrates Pattern No. 3454
(copyright), price 30 cents.

Single Copies of the Juvenile Report, - 30 cts.
One Year's Subscription for the Juvenile
Report, - - - - - 50 cts.

INVARIABLY PAYABLE IN ADVANCE.

Plates forwarded by mail from our New York Office, are post-paid, but charges for postage or carriage on them, when forwarded by Express or Foreign-Mail Service, are not prepaid.

In making Remittances, if possible, send by Draft, Express Money-Order or Post-Office Order. Do not risk a Postal-Note or Money in a letter without registering it.

ADDRESS:

THE BUTTERICK PUBLISHING CO. [Limited],

7, 9 and 11 West 13th Street, New York.



FIGURE NO. 426 L.
LADIES' TOILETTE.



FIGURE NO. 429 L.
LADIES' COSTUME.



FIGURE NO. 427 L.

FIGURE NO. 428 L.

LADIES' PRINCESS DRESSES.

(For the Numbers, Prices, etc., of these Patterns and the Descriptions of the Styles, see Pages 238 and 239.)



FIGURE NO. 430 L.

FIGURE NO. 431 L.

LADIES' COSTUMES.

(For the Numbers, Prices, etc., of these Patterns and the Descriptions of the Styles, see Pages 239 and 240.)





FIGURE NO. 1.



FIGURE NO. 2.



FIGURE NO. 3.



FIGURE NO. 4.



FIGURE NO. 5.



FIGURE NO. 6.



FIGURE NO. 7.

STYLES IN HAIR DRESSING.

(For Description see Article entitled "Fashionable Coiffures.")



FIGURE NO. 432 L.



FIGURE NO. 433 L.



FIGURE NO. 434 L.



FIGURE NO. 435 L.



FIGURE NO. 436 L.



FIGURE NO. 437 L.

LADIES' AUTUMN STYLES.

(For the Numbers, Prices, etc., of these Patterns and the Descriptions of the Styles, see Pages 241, 242 and 243.)

De Lineator.

VOL. XXXVI.

OCTOBER, 1890.

No. 4.

PRINTED AND PUBLISHED IN TORONTO.

Remarks on Current Fashions.

The many dressy women who refuse to wear an outer wrap until compelled to do so by the near approach of Winter will now find a goodly variety of top garments from which to choose, the accepted styles ranging from the short jacket, with its air of jaunty elegance, to the flowing long cloak, the ample folds of which suggest comfortable protection.

Plain and wide-wale cloths and rough-surfaced cloakings showing oriental colorings and broken and decided plaids and stripes are the preferred fabrics for long coats, and combinations are favored. When heavy, rough cloaking materials are employed, garnitures should be dispensed with if a really tasteful garment is desired.

One of the dressiest of the new long cloaks has a pointed yoke and a Medici collar and unites the features of both the cloak and circular in its construction. A very late development of the mode combines black velvet with either light or dark wide-wale cloth.

Plush and velvet are equally favored for the short wraps having a Medici collar and a raised effect upon the shoulders.

Although the high standing collar will never entirely lose its vogue, it is by no means the exclusive fashion it once was. Every variety of collar is now seen on both street and house garments; and the more unique and striking the shape the more stylish is it considered and the more readily adopted—sometimes, with small regard for good taste or becomingness.

Sleeves also play an important part in the season's modes, and in many instances they will differ entirely in color and material from the remainder of the garment.

It is among the possibilities that trained house-gowns will soon be almost universally worn to the exclusion of the shorter styles. Trained skirts are not, perhaps, as comfortable as those of walking length, but they are certainly more graceful and are becoming alike to short and tall figures.

Trains for ceremonious wear are made of rich brocades and silks, while the remainder of the gown is of plain silk; and jet, Persian and crochet passementeries, laces and feather trimmings are the preferred garnitures.

Shell quillings and ruchings of pinked silk or of satin-edged ribbons are stylishly used to frame the full-length vests of wrappers and tea-gowns.

The vogue of the shirt-waist has been extended, and this jaunty garment is now made up for Autumn uses in Surah, faille, Bengaline and soft wool goods, with a dainty and appropriate decoration of machine-stitching done in silk of a contrasting color.

The fashionable shirt-waist will almost invariably contrast effectively with its accompanying skirt.

A new basque design that resembles in outline both the jacket and basque is certain to be received with favor on account of its good style and beauty. It has plaited surplice-fronts that flare to disclose the under-fronts in chemisette outline between jacket fronts, and a series of tabs are formed below the waist-line at the back.

A basque of this kind may be made up in mode or gray cloth without the surplice fronts, and effectively worn with a shirt-waist of cardinal or fancy striped Surah, which will thus be pleasingly revealed between the flaring jacket-fronts. The basque collar may also be omitted if (as will often be the case) the wearer prefers the rolling collar of the shirt-waist. The skirt should match the basque when the waist is worn.

Skirts of plain or figured wool goods are as frequently bordered with velvet bands or with ribbon in different widths as if this style of garniture were entirely new. Any woman who is not below the medium height will find trimming of this kind becoming.

A skirt showing such a border decoration at the bottom of its gores or of its long, plain front-drapery may be suitably worn with a new polonaise that extends only to basque depth in front and has a quaint, full cape falling from the shoulders in regulation style. Toilettes of this kind will be largely favored for promenade wear and will be stylishly developed in striped or plaided wool goods, silk, serge, camel's-hair and Amazon cloth. If plain velvet be selected, trimming may be dispensed with. The addition of a chamois vest will render the toilette appropriate for quite cool weather.

The severity of the coat basque has been slightly relaxed by the omission of the collar in favor of a round neck completion, but in other respects its outlines are unchanged. If the round neck is unbecoming or otherwise objectionable, narrow frills of white or dainty-hued *mousseline de soie* may be basted inside the basque at the throat, and the wrists may be similarly completed.

A stock of black silk or grosgrain ribbon closed invisibly at the side or the back may be worn at the neck of a collarless basque or bodice.

A dainty trimming for a plain basque is a narrow side-plaiting of silk sewed along the lower edge, the silk either matching or contrasting harmoniously with the material. Occasionally the plaiting is also arranged to fall flatly from the neck edge and is carried over the closing at the center; and if the sleeves are not elaborate, plaiting is turned back from the wrist edges.

FIGURE NO. 426 L.—LADIES' TOILETTE.

(For Illustration see Page 233.)

FIGURE NO. 426 L.—This consists of a Ladies' polonaise and walk-

this DELINEATOR. The skirt pattern, which is No. 3357 and costs 1s. 6d. or 35 cents, is in nine sizes for ladies from twenty to thirty-six inches, waist measure, and is differently pictured on its accompanying label. The toilette, which is illustrated and fully described



FIGURES NOS. 438 L AND 439 L.—LADIES' GREEK TEA-GOWN.—These two figures illustrate the same Pattern—Ladies' Tea-Gown No. 3517 (copyright), price 2s. or 50 cents.

(For Description see Page 243.)

ing skirt. The polonaise pattern, which is No. 3516 and costs 1s. 6d. or 35 cents, is in thirteen sizes for ladies from twenty-eight to forty-six inches, bust measure, and is again shown on page 256 of

at figure No. 444 L, is here shown developed in a combination of golden-brown lady's cloth and a darker shade of velvet, and an oxidized slide of unique design supplies the garniture.



FIGURES NOS. 427 L AND 428 L.—LADIES' PRINCESS DRESSES.

(For Illustrations see Page 233.)

FIGURES NOS. 427 L AND 428 L.—These two figures illustrate the same pattern—Ladies' Princess dress No. 3507, which costs 1s. 8d. or 40 cents. The pattern is in thirteen sizes for ladies from twenty-eight to forty-six inches, bust measure, and is shown again on page 254 of this DELINEATOR.

Figure No. 427 L represents the dress developed for ceremonious wear in rich black silk, with Kursesheet's Standard Velasquez lace for decoration. The dress is superbly adjusted by double bust and single under-arm darts, side-back gores and a well curved center seam, and extra fulness allowed below the waist-line of the middle three seams of the back is underfolded in broad plaits that flare downward to form the artistic folds of the demi-train, the handsome arrangement of the plaits being preserved by tackings underneath. Each side seam is concealed beneath a section of Velasquez lace, and the standing collar is overlaid with similar lace, the points of which turn downward from the neck. The fanciful sleeves are close-fitting below the elbow, above which they are arranged in plaits that flare diagonally upward from the back edge and disappear in stylish fulness above the shoulders.

At figure No. 428 L the dress is shown made up in walking length for a breakfast or luncheon gown, the material being striped wool goods, with Kursesheet's Standard satin-edged ribbon for garniture. It is cut perfectly even around the bottom, the pattern providing for this arrangement, which is effected with very little trouble; and the plaits at the back flare gracefully with fan effect to the edge. A knife-plaiting of satin-edged ribbon is applied for a foot trimming, similar plaiting is arranged in boléro style around the arms'-eyes, and plaitings contribute a dainty neck and wrist finish. Plain sections of similar ribbon are brought forward from the arm's-eye edges, crossed below the bust and again at the back and carried toward the front, where they are arranged in a handsome bow at the end of the closing.

The graceful lines of the dress are brought out to the best advantage in goods of firm silken texture, such as velvet, Bengaline, Surah, *peau de soie*, Ottoman and satin, although handsome woolens, like cloth, Henrietta cloth, serge, camel's-hair, etc., will also make up attractively. When the dress is cut in walking length any seasonable material may be used for it, and Vandyke or crocheted lace, silk or cord passementerie, ribbon, fancy gimp, etc., may form the decoration.



FIGURE NO. 440 L.—LADIES' WRAPPER.—This illustrates Pattern No. 3522 (copyright), price 1s. 8d. or 40 cents.

(For Description see Page 244.)

FIGURE NO. 429 L.—LADIES' COSTUME.

(For Illustration see Page 233.)

FIGURE NO. 429 L.—This illustrates a Ladies' costume. The pattern, which is No. 3485 and costs 1s. 8d. or 40 cents, is in thirteen sizes for ladies from twenty-eight to forty-six inches, bust measure, and is differently pictured and fully described at figure No. 441 L. It is here seen developed in a combination of light-colored suit goods and silk, and ribbon rosettestrim it prettily.

FIGURE NO. 430 L.—LADIES' COSTUME.

(For Illustration see Page 234.)

FIGURE NO. 430 L.—This illustrates a Ladies' costume. The pattern, which is No. 3523 and costs 1s. 8d. or 40 cents, is in thirteen sizes for ladies from twenty-eight to forty-six inches, bust measure, and is differently portrayed on page 250 of this DELINEATOR.

Novelty suiting and plain silk and velvet are here united in the costume, and velvet ribbon and Kursesheet's Standard Escorial embroidered bands supply the garnitures. Over the gores of the foundation skirt, which is fashioned in the approved four-gored style and may be worn with or without a small bustle, is disposed a graceful front-drapery that is adjusted smoothly at the center by means of shallow plaits at the belt, while back of the plaits at each side three deep, overlapping plaits fall with panel effect to the edge. At the right side an Escorial embroidered band decorates the skirt, and a becoming fulness is provided at the back by gathers arranged back of the plaits. The back-drapery falls at the center in natural folds from gathers at the top, and at each side a bournous loop throws the ful-

ness below into a succession of jabot-folds. The back-drapery is joined to the fanciful basque, the full back of which is arranged upon its smooth lining in plaits at the top, while the fulness at the waist-line is prettily confined by a group of shirrings. The low-necked smooth front, which is bordered with an Escorial band matching that on the skirt, is arranged over the left side of the closely fitting front of lining, and is overlapped in regulation style by a surplice which crosses the bust in soft, pretty folds produced by gathers at the arm's-eye and lower edges. Above these portions the vest sections are arranged in plaits that flare upward from the lower edge; and the slightly pointed lower outline of the basque is concealed beneath sections of velvet ribbon that are tacked at each side of the shirring at the back and tied in a handsome bow of long loops and ends in front. The full, puff sleeves curve fashionably above the shoulders; their coat-shaped linings, which in the pattern are exposed to deep cuff depth and finished with cuff facings, are here shortened, and each sleeve is trimmed with a band and rosette of velvet ribbon, below which appears an Escorial band. The collar is in two sections that meet at the back and flare in V shape, while toward the front they roll becomingly somewhat after the Medici style.

All kinds of seasonable dress goods of soft silken or woollen texture will develop attractively in this way, and combinations of two or more fabrics will be especially stylish. Gimp, cord, braid passementerie, appliqué, embroidery or bands or braiding done in metallic braids will form an effective garniture, or simple decorations of velvet or satin-edged ribbon may be arranged. The sleeve linings may be cut off a short way below the elbow, if desired, and a band of velvet or silk ribbon may finish the edge stylishly.

The fancy turban is faced with velvet and trimmed with velvet and a bird.

FIGURE NO. 431 L.—LADIES' COSTUME.

(For Illustration see Page 234.)

FIGURE NO. 431 L.—This illustrates a Ladies' costume. The pattern, which is No. 3526 and costs 1s. 8d. or 40 cents, is in thirteen sizes for ladies from twenty-eight to forty-six inches, bust measure, and may be seen in two views on page 249 of this magazine.

The costume is here pictured developed in mode and dark-blue cloth and dark-blue velvet, with Knr-sheedt's Standard cord - passementerie and lace edging for decoration. The foundation skirt, which is in the popular four-gored style, is concealed at the left side beneath a drapery which is arranged at the top in small plaits that are well pressed in their folds for a short distance, the fulness below falling in deep plaits to the lower edge, where two rows of lace edging form a stylish foot-trimming.

Over the smooth fronts of the overdress, which extend to basque depth and are adjusted by the customary double bust darts, is arranged a fanciful, low-necked front. This front is widened to lap in double-breasted style, and forward-turning plaits laid in its upper and lower edges at each side of the center flare into becoming fulness over the bust. The lower edges of the fanciful front and of the right smooth front beneath are joined to the top of the front-drapery, which falls with graceful fulness produced by shallow plaits at the belt; and back of these plaits a deep, well pressed plait presents the effect of a panel. The edges of the fanciful front and drapery are trimmed with cord passementerie, and the pointed girdle, which conceals the joining and is fastened with hooks and loops at the left side, is trimmed with similar passementerie. The superb adjustment is completed



FIGURE NO. 441 L.—LADIES' COSTUME.—This illustrates Pattern No. 3485 (copyright), price 1s. 8d. or 40 cents.

(For Description see Page 244.)

by wide side-back gores that extend in panels to the edge of the skirt, and backs that reach to basque depth. The back edges of the

panels are overlapped by the edges of the back-drapery, which falls at the center with fan effect to the edge. Overlapping the top of the plaits at each side are a bournous fold and backward-turning plaits which throw the fulness below into a series of stylish jabot-folds. The back-drapery is joined to the lower edge of the back, and straps tacked to the panels beneath the drapery secure the over-dress against possible disarrangement. The full sleeves curve well over the shoulders, and below the elbow, where the outside seams terminate in dart style, they are stylishly close-fitting; a section of cord passementerie ornaments each inside seam. The standing collar of the pattern is here omitted in favor of a becoming collarette of lace edging matching that on the skirt.

Tweed, cheviot, Henrietta cloth, homespun, serge and camel's-hair, as well as numerous fabrics of silken texture, will develop satisfactorily by the mode, which is particularly well suited to combinations of materials and colors. Embroidered bauds, metallic braiding, passementerie, Velasquez or Vandyke lace and various other handsome garnitures may be applied in any tasteful manner.

The stylish toque is prettily trimmed with silk *crépe*, ribbon loops and Autumnal foliage.

FIGURES NOS. 432 L, 433 L, 434 L, 435 L, 436 L AND 437 L.—
LADIES' AUTUMN
STYLES.

(For Illustrations see
Page 236.)

FIGURE No. 432 L.—
LADIES' OXFORD
SHIRT.—This illustrates a Ladies' shirt. The pattern, which is No. 3484 and costs 1s. 3d. or 30 cents, is in thirteen sizes for ladies from twenty-eight to forty-six inches, bust measure, and is shown in two views on page 263 of this DELINEATOR.

The shirt is here pictured made of figured silk. The fronts are becomingly full, the fulness being slightly confined by gathers at the top at each side of the closing. A box-plait is arranged over the closing, and a similar plait is made

in the back, which is joined to a shallow, square yoke. The fulness of the garment is nicely conformed to the figure by a broad belt encircling the waist. The full sleeves are finished in shirt-sleeve style with square cuffs that close at the back of the

arm with buttons and button-holes; and a rolling collar mounted on a band is at the neck.

The shirt, which is sometimes called a blouse, may be suitably developed in Surah, wash silk, Oxford cloth, Madras cloth, percale and various other fabrics of similar texture; and a plain finish is usually adopted.

The broad-brimmed hat is prettily trimmed with loops of ribbon and wings.

FIGURE No. 433 L.—
LADIES' BASQUE.—
This illustrates a Ladies' basque. The pattern, which is No. 3488 and costs 1s. 3d. or 30 cents, is in thirteen sizes for ladies from twenty-eight to forty-six inches, bust measure, and may be seen differently developed on page 263 of this magazine.

Plaid cheviot and dark velvet are here united in the basque, which closes at the left shoulder and under-arm seams. The front, which is arranged over a smoothly fitted lining that closes at the center, is becomingly drawn by gathers at each shoulder, and the fulness below flares effectively over the bust and is confined at the waist-line by three short rows of shirring at each side of the center. The full back is arranged over a back and side-back gores of lining, and the fulness at the waist-line is collected in five rows of shirrings. The velvet sleeves are gathered to rise well above the shoulders and are trimmed at the wrists with buttons and simulated button-holes. The high standing collar is also of velvet and closes at the left side.

All sorts of dress goods of seasonable texture will develop attractively in this way, and combinations of wool goods with silks will be especially effective.

Garniture will usually be omitted, as the mode is sufficiently fanciful in itself.



FIGURE No. 442 L.—LADIES' TOILETTE.—This consists of Ladies' Basque No. 3497 (copyright), price 1s. 3d. or 30 cents; and Skirt No. 3498 (copyright), price 1s. 6d. or 35 cents.

(For Description see Page 245.)

The felt hat is trimmed with soft folds and Psyche wings of velvet.

FIGURE NO. 434 L.—LADIES' SHIRT-WAIST AND GIRDLE.—This consists of a Ladies' shirt-waist and girdle. The shirt-waist pattern, which is No. 3486 and costs 1s. 3d. or 30 cents, is in thirteen sizes for ladies from twenty-eight to forty-six inches, bust measure, and may be seen in two views on page 264 of this DELINEATOR. The girdle pattern, which is No. 3510 and costs 10d. or 20 cents, is in nine sizes for ladies from twenty to thirty-six inches, waist measure, and is shown again on page 264.

Figured India silk was here used for the waist, which is worn beneath the skirt. Three tucks are made in each front just back of the closing, which is performed with studs through a small box-plait. The back is scantily gathered and joined to a shallow, square yoke, and the fulness at the waist-line is becomingly drawn to the figure by a tape inserted in a casing. The shirt sleeves are finished with square cuffs; and at the neck is a turn-over collar mounted on a band, although a standing collar reversed at the ends in Piccadilly fashion may be worn, if preferred, both styles being provided by the pattern.

The girdle is made of velvet. It is composed of front and back sections and two side-gores at each side, and the seams, which are curved to adjust the girdle perfectly to the figure, are well boned. The pointed ends of the girdle are also boned and closed with silk laces drawn through eyelets.

Surah, wash silk, India or China silk, pongee, cashmere, serge, Oxford cloth, etc., may be used for the waist, which may be worn outside the skirt and belted with a silk or leather belt, if desired. The girdle may be of velvet or silk, or of material matching that in the skirt with which it is worn.

The hat is trimmed at the front with ribbon, and gold braid ornaments the brim.

FIGURE NO. 435 L.—LADIES' CAPE.—This illustrates a Ladies' cape. The pattern, which is No. 3496 and costs 10d. or 20 cents, is in ten sizes for ladies from twenty-eight to forty-six inches, bust measure, and is pictured in different material on page 260 of this DELINEATOR.

This stylish garment, which is also known as the English cape, is here shown made of tan lady's-cloth and golden-brown velvet, and pinking and a fancy buckle comprise the decorations. The cape is shaped without darts or seams to fit smoothly over the shoulders, below which at the back it falls with graceful fulness to the edge, which is cut in deep points and finished with pinking. The left side presents a slightly rounding lower outline resulting from a plait arranged at the edge. The right side overlaps the left and is disposed in a series of soft, pretty folds by several plaits in the edge, the plaits being caught beneath a fancy buckle on the left shoulder. The velvet collar is shaped somewhat in Medici style to flare becomingly at the front.

Cloth, homespun, cheviot, tweed, camel's-hair, serge and, in fact, all seasonable dress materials or cloakings will make up handsomely in the cape, which will form a dressy adjunct to an Autumn toilette. The edges may be scalloped, pinked or faced, or they may be cut very even and left entirely unfinished. The collar will most frequently be of some contrasting material, velvet, plush or Astrakhan cloth being generally selected.

The large felt hat is prettily faced with velvet and trimmed at the front with a bunch of ostrich tips.

FIGURES NOS. 436 L AND 437 L.—LADIES' CAPE.—These two figures illustrate the same pattern—Ladies' cape No. 3514. The pattern, which costs 10d. or 20 cents, is in ten sizes for ladies from twenty-

eight to forty-six inches, bust measure, and may be seen in two views on page 261 of this publication.



FIGURE NO. 443 L.—LADIES' TOILETTE.—This consists of Ladies' Cloak No. 3506 (copyright), price 1s. 8d. or 40 cents; Basque No. 3504 (copyright), price 1s. 3d. or 30 cents; and Skirt No. 3505 (copyright), price 1s. 6d. or 35 cents.

(For Description see Page 246.)

The material pictured at figure No. 436 L, where a back view of the cape is given, is fine black broadcloth. The cape has square yoke-ports that are joined in seams on the shoulders. The cape section, which extends below the waist-line, is accordion-plaited and joined to the yoke. If the accordion-plaiting be not admired, the cape section may be narrowed suitably and gathered at the top to fall in graceful folds, as shown in the front view at figure No. 437 L. At the neck is a Medici collar which flares and rolls in characteristic fashion.

The stylish toque is made of lace and ribbon and is trimmed with an aigrette. Velvet strings are tied beneath the chin.

At figure No. 437 L, which illustrates a front view of the cape developed in soft tartan plaid wool goods, with velvet for the collar, the cape section is seen narrowed and gathered to the yoke instead of being plaited, as portrayed in the back view at figure No. 436 L, both methods of arranging the cape being provided for by the pattern.

The hat is becomingly trimmed with silk and plumage and has a velvet brim-facing.

Dress goods and light-weight cloakings of all kinds are used for capes of this kind. Various garnitures, such as braiding done with metallic or soutache braid, embroidery, appliqué trimmings, etc., may be applied upon the yoke, or a plain finish may be adopted. The yoke and collar will generally be made of velvet, although one material may be used throughout, with good effect.

FIGURES NOS. 438 L
AND 439 L.—LADIES'
GREEK TEA-
GOWN.

(For Illustrations see
Page 233.)

FIGURES NOS. 438 L
AND 439 L.—These
two figures illustrate
the same pattern—
a Ladies' Greek tea-

gown. The pattern, which is No. 3517 and costs 2s. or 50 cents, is in thirteen sizes for ladies from twenty-eight to forty-six inches, bust

measure, and is differently illustrated on page 253 of this *DELINEATOR*.

Figure No. 438 L represents a back view of the gown with demi-train developed in plain cream-white cashmere and olive-green velvet, and olive-green silk cord-passementerie supplies the handsome decoration.

At figure No. 439 L figured cashmere and plain silk are associated, and lace and a Greek-key design done with black velvet ribbon outlined with gold cord contribute an attractive garniture. At the back the garment is superbly adjusted to the figure by dart-fitted gores and a center seam, and extra fullness allowed below the waist-line of the middle three seams is gathered and tacked underneath, the fullness falling below into the long, graceful folds of the train. On the left side of the front, which is perfectly close-fitting and overlapped widely by the side-back gores, is a full front extending to the waist-line. This front is disposed in diagonal folds by means of gathers at the shoulder edge and at the front edge below the bust, where it is crossed in surplice style by the full right-front, which is arranged over the bust in soft folds and extended in a tablier that falls squarely to the edge, revealing the front beneath in a narrow V-panel at each side. Three upturning plaits in the back edge of the right front throw the fullness below into the characteristic folds and wrinkles of the Greek drapery. A wide Greek-key design done in black velvet ribbon and gold cord ornaments the lower edge of the tablier, and the skirt disclosed at each side is trimmed with overlapping frills of dainty lace. The Medici collar of the pattern is here omitted in favor of a frill of lace, which extends in pretty jabot-folds along the full fronts, the plain fronts being cut out in V shape. The fanciful



FIGURE NO. 444 L.—LADIES' TOILETTE.—This consists of Ladies' Polonaise No. 3516 (copyright), price 1s. 6d. or 35 cents; and Skirt No. 3357 (copyright), price 1s. 6d. or 35 cents.

(For Description see Page 246.)

sleeves are very full; they rise fashionably above the shoulders and fall in puff fashion over cuff facings that are trimmed with

a narrow Greek design, frills of lace falling daintily over the hands.

All sorts of soft silks and woollens, such as India or China silk, Surah, foulard, Bengaline, cashmere, merino, etc., will make a charming house toilette, and an especially effective gown may be developed in such softly draping fabrics as *crêpe de Chine*, *crêpeline*, chiffon, gaze or *crêpon*. Lace, embroidery or braiding in conventional designs, marabou or fur trimming and various other handsome garnitures may be applied in any way suggested by personal taste; or a less elaborate finish may be adopted.

FIGURE No. 440 L.—
LADIES' WRAPPER.

(For Illustration see
Page 239.)

FIGURE No. 440 L.—This illustrates a Ladies' wrapper. The pattern, which is No. 3522 and costs 1s. 8d. or 40 cents, is in thirteen sizes for ladies from twenty-eight to forty-six inches, bust measure, and may be seen in two views on page 255 of this DELINEATOR.

The wrapper is here pictured made of vieux-rose Surah and flowered China silk, and a handsome garniture is contributed by Kursheedt's Standard Escorial embroidered bands and an oxidized buckle. The full vest falls in soft, graceful folds over the closely adjusted front of the garment, and the fulness is becomingly regulated above the bust by shirrings at the neck, while at the waist-line it is nicely conformed to the figure by a plaited girdle-section drawn through a buckle. The edges of the vest are overlapped by the edges of the outside fronts, which are trimmed with Kursheedt's Standard Escorial embroidered bands. The outside fronts are adjusted by single bust and underarm darts to fit perfectly over the hips, below which the front edges fall free of the front beneath. The back is smooth and well curved to the figure, and extra fulness allowed below the waist-line of the middle three seams is underfolded in plaits that flare into the graceful folds of the demitrain. The half-flowing sleeves rise stylishly high across the

shoulders and are rolled back at the wrists and faced with China silk; and a high standing collar provides a suitable finish for the neck.

Bengaline, foulard, cashmere, Henrietta cloth, merino and various other materials of silken or woollen texture will develop handsomely in a wrapper of this kind, and plain or figured India silk, *crêpon*, *crêpe de Chine*, etc., may be employed for the vest. Lace, passementerie, ruchings, fancy gimp, braiding or embroidery may provide the decoration, or a less elaborate finish may be adopted.

FIGURE No. 441 L.—
LADIES' COSTUME.

(For Illustration see
Page 240.)

FIGURE No. 441 L.—This illustrates a Ladies' costume. The pattern, which is No. 3485 and costs 1s. 8d. or 40 cents, is in thirteen sizes for ladies from twenty-eight to forty-six inches, bust measure, and is differently illustrated on page 252 of this DELINEATOR.

Tan-colored cloth was here selected for the costume, and Kursheedt's Standard braiding provides the decoration. The ample drapery falls with slight fulness over the ordinary four-gored foundation skirt at the front, where it is ornamented with an elaborate design done in dark-brown braid. At the sides are arranged deep, backward-turning plaits that are well pressed in their folds to fall with panel effect; and at the back deep, overlapping plaits flare in fan shape to the edge, a small bustle being worn or omitted, as preferred.

The fanciful basque has closely fitted fronts of lining, over which are disposed full vest-sections that are disclosed between the outside fronts, the fulness of which is arranged below the bust in plaits that flare diagonally upward from beneath the deep, pointed girdle. The girdle is

overlaid with a braiding design matching that on the drapery, and the back of the basque is rendered fanciful by a gathered center-portion, the fulness of which is becomingly conformed to the figure at



FIGURE No. 445 L.—LADIES' COSTUME.—This illustrates Pattern No. 3534 (copyright), price 1s. 8d. or 40 cents.

(For Description see Page 247.)

the waist-line by nine overlapping plaits at each side of the center, the plaits being tacked at intervals. The sleeves are fashionably full at the top, while below the elbows they are comfortably close-fitting. They are trimmed at the tops and wrists with braiding, as is also the high standing collar at the neck.

Surah, faille. Bengaline, camel's-hair, cloth, serge, Henrietta cloth and all materials of soft silken or woollen texture will develop handsomely in a costume of this kind, and combinations of wool goods with velvet, silk, Surah, etc., will be especially stylish. When a combination of silk and wool goods is made up, *crêpe de Chine*, *crêpon* or China silk will often be employed for the vest, and fancy braid, ribbon, gimp, coarse lace, appliqué trimmings, etc., may be added in any tasteful manner. Ladies who desire braiding similar to that here illustrated, which may be done either with flat braid or in a cord design with silk, may send the collar, girdle, sleeves and that portion of the drapery indicated by lines of perforations in the pattern, to the Kursesheidt Manufacturing Company, who will do the work to order. If a small sample of the goods be sent to the above firm, it will be braided free of charge to show the effect of the design.

The small turban is becomingly trimmed with stiff ribbon loops.

FIGURE No. 442 L.—
LADIES' TOILETTE.

(For Illustration see
Page 241.)

FIGURE No. 442 L.—This consists of a Ladies' basque and skirt. The basque pattern, which is No. 3497 and costs 1s. 3d. or 30 cents, is in thirteen sizes for ladies from twenty-eight to forty-six inches, bust measure, and may be seen in two views on page 263 of this *DELINEATOR*. The skirt pattern, which is No. 3498 and costs 1s. 6d. or 35 cents, is in nine sizes for ladies from twenty to thirty-six inches, waist measure, and is differently portrayed on page 266.

In this instance dark camel's-hair and velvet and light cloth are

effectively united in the toilette, and pointed straps of velvet ribbon and an oxidized buckle comprise the garnitures. The skirt is fashioned in the ordinary four-gored style and is overhung at the front by a drapery that is softly wrinkled at the top and falls below with perfect smoothness to the edge. Meeting this drapery at the belt and flaring away to reveal the skirt in a V panel at each side is a full back-drapery which is arranged to fall in long, unbroken folds at the center and with plain panel effect at the sides; and a small bustle may be worn or omitted, as preferred. The side edges of the draperies are stylishly trimmed with straps of velvet ribbon that are pointed at their inner ends and graduated shorter toward the top.

The fanciful basque has smooth-fitting fronts adjusted by the usual darts. The right front, which is extended above the bust to overlap the left front, is revealed in chemisette style between surplices that are disposed in soft, pretty folds over the bust, the right surplice, which overlaps the left, being secured beneath a fancy buckle at the left side. The square corners of jaunty jacket-fronts fall stylishly below the surplices, and graduated straps of velvet ribbon matching those on the skirt trim the jacket fronts effectively. The remainder of the adjustment is performed by the customary gores and a well curved center seam, and all the seams are discontinued a little below the waist-line to form square tabs. The full sleeves are arranged to rise high above the shoulders, and the standing collar flares becomingly in front.

Many charming color contrasts may be effected in a toilette of this kind, and the mode may also be stylishly developed in one material. While velvet and wool goods form a favored combination for such a toilette, silk, moiré, Bengaline or faille may be used with camel's-hair, cloth, serge, etc., with equally good effect. Braid, passementerie, crocheted lace, etc., may be added for garniture, but as the toilette is quite fanciful in design, applied decoration is not really necessary.



FIGURE No. 446 L.—LADIES' TOILETTE.—This consists of Ladies' Basque No. 3504 (copyright), price 1s. 3d. or 30 cents; and Skirt No. 3505 (copyright), price 1s. 6d. or 35 cents.

(For Description see Page 248.)

The large velvet hat is handsomely trimmed with galloon, ribbon and ostrich feathers.

FIGURE NO. 443 L.—LADIES' TOILETTE.

(For Illustration see Page 242.)

FIGURE NO. 443 L.—This consists of a Ladies' cloak, skirt and basque. The cloak pattern, which is No. 3506 and costs 1s. 8d. or 40 cents, is in ten sizes for ladies from twenty-eight to forty-six inches, bust measure, and is differently illustrated on page 257 of this DELINEATOR. The basque pattern, which is No. 3504 and costs 1s. 3d. or 30 cents, is in thirteen sizes for ladies from twenty-eight to forty-six inches, bust measure, and may be seen again on page

hooks and loops, and ribbon ties are bowed at the end of the closing. The skirt is of silk trimmed with a foot-plaiting of silk, and over it hangs a handsome drapery of cheviot that is prettily cross-wrinkled in front and lifted at the sides to reveal the skirt in petticoat fashion. The bottom of the drapery is cut in scallops.

The basque, which is made of cheviot matching that in the drapery, is deeply pointed in front, curves well over the hips and falls in military coat-tails at the back. A full-length back view of the skirt and basque may be seen at figure No. 446 L, where both are fully described.

All sorts of cloths and cloakings that are not too thick to shirr nicely will be selected for the cloak, and frequently the yoke and collar will be made of Astrakhan, seal or other fur or of velvet or



FIGURE NO. 447 L.

FIGURE NO. 448 L.

FIGURE NO. 447 L.—LADIES' CAPE.—This illustrates Pattern No. 3532 (copyright), price 10d. or 20 cents. FIGURE NO. 448 L.—LADIES' JACKET.—This illustrates Pattern No. 3490 (copyright), price 1s. 3d. or 30 cents.

(For Descriptions see Pages 248 and 249.)

262. The skirt pattern, which is No. 3505 and costs 1s. 6d. or 35 cents, is in nine sizes for ladies from twenty to thirty-six inches, waist measure, and may be seen in two views on page 265.

The cloak, which is particularly suitable for driving, sleighing and travelling wear, is here shown made of figured camel's-hair cloaking. Its upper part is a deep, pointed yoke fitted by shoulder seams and finished with a Medici collar that rounds narrowly at the throat. The cloak portion is shirred to form a ruffle finish at the top and is sewed through the shirring to the yoke; it falls in natural folds from the yoke, except at the back, where it is drawn in at the waist-line by means of shirrings tacked to a stay and ribbon ties tacked to the ends of the stay and tied about the waist. The yoke is closed with

plush. The cloak may be handsomely lined throughout with silk plush. The hat is a large shape in fine felt and is stylishly trimmed with velvet.

FIGURE NO. 444 L.—LADIES' TOILETTE.

(For Illustration see Page 243.)

FIGURE NO. 444 L.—This consists of a Ladies' polonaise and walking skirt. The polonaise pattern, which is No. 3516 and costs 1s. 6d. or 35 cents, is in thirteen sizes for ladies from twenty-eight to forty-six inches, bust measure, and is shown in two views on page 256 of this DELINEATOR. The skirt pattern, which is No. 335

and costs 1s. 6d. or 35 cents, is in nine sizes for ladies from twenty to thirty-six inches, waist measure, and is differently pictured on its accompanying label.

Hussar-blue cloth and velvet are here united in the toilette, and bands of velvet and a unique arrangement of braid and buttons contribute the garniture. The foundation skirt, which is in the regulation four-gored style, is overhung at the front and sides by a long, straight drapery that is trimmed at the edge with three bias bands of velvet. The drapery is slightly wrinkled at the top by shallow plaits that flare into the fulness below. The back-drapery falls in two double box-plaits which are well pressed in their folds to the edge; and a small bustle may be worn, if desired.

The superb adjustment of the polonaise is accomplished by grace-

upward underneath the cape. The shapely sleeves are desirably full above the elbows and are trimmed at the wrists with buttons placed upon the ends of graduated rows of braid; and a similar decoration of braid and buttons is applied upon the back yoke-facing at each side. A high standing collar of velvet is at the neck.

A dressy toilette of this kind may be developed in any of the fashionable wool fabrics combined with velvet, silk, faille, Bengaline, etc.; and while combinations are especially well adapted to the mode, one material may be used throughout, with stylish effect. Many charming garnitures, such as passementerie showing metallic effects, gimp, Velasquez or crocheted lace, rosettes of the trimming fabric or of velvet ribbon, etc., may be added, but as the mode is fanciful in design, applied decoration is not absolutely necessary.



FIGURE NO. 449 L.

FIGURE NO. 449 L.—LADIES' COAT.—This illustrates Pattern No. 3495 (copyright), price 1s. 3d. or 30 cents. FIGURE NO. 450 L.—LADIES' WRAP.—This illustrates Pattern No. 3511 (copyright), price 1s. or 25 cents.

(For Descriptions see Page 249.)



FIGURE NO. 450 L.

ful darts and seams. The fronts, which extend only to basque depth, are arranged over smooth linings and are gathered at the darts and plaited at the front edges to simulate a girdle, above which they are shaped to disclose effectively a deep, pointed yoke-facing of velvet. A similarly shaped section of velvet ornaments the back, and a gathered cape-section which is sewed to the edge of the yoke facing at the front and back falls over the polonaise with stylish fulness, its edges being finished with pinking. The curving center seam terminates a little below the waist-line above extra fulness that is underfolded in a triple box-plait, which flares with fan effect to the edge; and a band of velvet borders the plait at each side and, narrowing becomingly toward the waist-line, is extended

The broad-brimmed straw hat is becomingly trimmed with loops of ribbon.

FIGURE NO. 445 L.—LADIES' COSTUME.

(For Illustration see Page 244.)

FIGURE NO. 445 L.—This illustrates a Ladies' costume. The pattern, which is No. 3534 and costs 1s. 8d. or 40 cents, is in thirteen sizes for ladies from twenty-eight to forty-six inches, bust measure, and is shown in two views on page 251 of this publication.

A stylish variety of all-wool dress goods is here handsomely combined with silk and velvet, and Kursheedt's Standard jet passemen-

terie in three widths supplies the decoration. The four-gored skirt, which is wholly concealed by the drapery, is perfectly smooth over the gores at the bottom and is softly cross-wrinkled over the hips by plaits clustered in the side edges near the belt. At the center and at each side the front-drapery is striped with upright rows of the widest passementerie. At the back the drapery hangs in deep fan-plaits at the center and is joined to the skirt across the plaits, while the upper edges at each side of the plaits are joined and gathered up closely under a wrinkled cross-piece of velvet. The back-drapery joins the front-drapery in a seam at each side that is tacked to the skirt; and a little above the seam it is caught with the sides of the front-drapery to the basque on the outside, the attachment being made permanently at one side and with hooks and loops at the other. The skirt and draperies are joined to the same belt.

The basque is attached to the draperies only at the back and is exquisitely adjusted by double bust darts, under-arm and side-back gores and a curved center seam. On the fitted front is a soft plastron of silk that is gathered at the top and plaited to a point at the bottom, the top coming a little above the bust, where it is sewed to position under a facing of velvet decorated with two rows of passementerie arranged so that the points touch. Opening over the plastron toward the shoulders are full fronts that are gathered at the shoulders and plaited to points at the lower edges, the plaits flaring out of their folds above the waist-line. The front of the basque is outlined at the bottom by a narrow girdle of velvet that reaches to the under-arm seams. A narrow standing collar extends across the front to complete the plastron effect; and its ends lap under a high Medici collar that reaches only a short distance in front of the shoulder seams and has its corners bent over softly. The leg-o'-mutton sleeves, which have smooth linings, are all-over figured with small passementerie-ornaments caught firmly in place.

If preferred, the costume may be made up in a similar combination of fabrics without decoration; or the draperies may have a border garniture of band passementerie, velvet edged with cord, velvet ribbon, etc. All sorts of seasonable dress goods will develop beautifully by the mode, which is particularly handsome for velvets, brocades, rich silks, heavy cloths, etc. Fur or ostrich feather bands will provide a rich and effective trimming for a costume intended for street or carriage wear.

The toque is of velvet, trimmed with jet and ribbon rosettes.

FIGURE No. 446 L.—LADIES' TOILETTE.

(For Illustration see Page 245.)

FIGURE No. 446 L.—This consists of a Ladies' basque and skirt. The basque pattern, which is No. 3504 and costs 1s. 3d. or 30 cents, is in thirteen sizes for ladies from twenty-eight to forty-six inches, bust measure, and may be seen in two views on page 262 of this magazine. The skirt pattern, which is No. 3505 and costs 1s. 6d. or 35 cents, is in nine sizes for ladies from twenty to thirty-six inches, waist measure, and is differently illustrated on page 265.

The toilette is here shown developed in camel's-hair serge and flowered silk, the latter fabric being used for the skirt, which is in the popular four-gored style and is arranged to be worn either with or without a small bustle. The drapery falls in straight folds at the

back and is gracefully cross-wrinkled at the front; it is slightly lifted quite far back at the belt to reveal the skirt in petticoat fashion, illustrating an agreeable departure from the long, straight effect so universally admired during the past season. Five rows of narrow velvet ribbon arranged about their width apart provide a handsome border-decoration for the drapery.

The basque has a stylish military back and is closely adjusted by double bust darts, under-arm and side-back gores, and a well curved center seam that ends below the waist-line to divide the long coat-tails which have coat-plaits formed at the side-back seams. A long V-decoration is formed with velvet ribbon on the upper part of the back, and also on the front, where the rows meet at the closing, which is made down the center with button-holes and small velvet buttons. The sleeves are in modified leg-o'-mutton style and are deeply trimmed at the wrists with rows of velvet ribbon. The neck is finished without a collar in accordance with a popular fancy, and a narrow ruff forms a stylish dressing.

The toilette will develop stylishly in cloth, silk, cashmere, serge and all kinds of fancy and plain dress goods. Bordered goods and lace flouncings may be used to good advantage in the drapery, and

plaitings, pinked ruffles and other garnitures of the same nature may be applied upon the skirt, and may also edge the basque.



FIGURE No. 451 L.

FIGURE No. 452 L.

FIGURE No. 451 L.—LADIES' COSTUME.—This illustrates Pattern No. 3526 (copyright), price 1s. 8d. or 40 cents. FIGURE No. 452 L.—LADIES' COSTUME.—This illustrates Pattern No. 3523 (copyright), price 1s. 8d. or 40 cents.

(For Descriptions see Page 249.)

FIGURE No. 447 L.—LADIES' CAPE.

(For Illustration see Page 246.)

FIGURE No. 447 L.—This illustrates a Ladies' cape. The pattern, which is No. 3532 and costs 10d. or 20 cents, is in ten sizes for ladies from twenty-eight to forty-six inches, bust measure, and may be again seen on page 261 of this DELINEATOR.

The cape, which is here shown made of white Astrakhan cloth, extends to the waist-line. The cape section is gathered to rise with the fashionable curve over the shoulders and is joined to yoke portions that are stylishly pointed at the center of the front and back. The yoke fronts are cut away to accommodate the Russian collar, which is faced with Astrakhan and forms a most stylish finish for the neck.

Persian lamb, mink, sable and various other furs, as well as plush, velvet and cloths of all kinds, will be used for this jaunty and protective cape. Combinations of seal-plush with Astrakhan cloth, Per-

sian lamb, seal, etc., will make up handsomely, the fur being employed for the pointed yoke and collar.

The cap is made of Astrakhan to match the cape.

FIGURE No. 448 L.—LADIES' JACKET.

(For Illustration see Page 246.)

FIGURE No. 448 L.—This illustrates a Ladies' jacket. The pattern, which is No. 3490 and costs 1s. 3d. or 30 cents, is in thirteen sizes for ladies from twenty-eight to forty-six inches, bust measure, and is shown in two views on page 262 of this magazine.

Dark seal-plush was here selected for the jacket. The fronts are superbly adjusted by single bust darts and closed invisibly at the center. The back is handsomely conformed to the figure by the customary gores and a center seam that terminates above stylish coat-laps. The coat-shaped sleeves are sufficiently full at the tops to stand well above the shoulders, and at the neck is a modified Medici collar that rolls prettily toward the front.

Astrakhan or plush will generally be chosen for jackets of this kind, although the mode is quite as well adapted to diagonal, chevron, kersey, Biarritz, beaver and the various other cloths of which jackets are made. The collar will be most becomingly faced with Astrakhan, Persian lamb, Alaska sable, etc.; cuffs of similar material may be added, if desired, and frogs or fancy buttons may ornament the fronts.

The plush cap is trimmed at the front with a black bird.

FIGURE No. 449 L.—LADIES' COAT.

(For Illustration see Page 247.)

FIGURE No. 449 L.—This illustrates a Ladies' coat. The pattern, which is No. 3495 and costs 1s. 3d. or 30 cents, is in thirteen sizes for ladies from twenty-eight to forty-six inches, bust measure, and is shown again on page 259 of this DELINEATOR.

Smooth coating and velvet are associated in the present instance, and braiding in a handsome all-over design supplies the decoration. The superb adjustment is performed by single bust darts, under-arm and side-back gores, and a curving center seam that ends a little below the waist-line at the top of coat-laps. The right front is widened by a broad lap, which is reversed to form a lapel that tapers gradually to a little below the waist-line, the reversed portion being covered with a facing of velvet. Below the waist-line the right front laps widely over the left, and a closing is made below the lapel with buttons and button-holes in double-breasted fashion; above this the garment is closed with hooks and eyes. At the neck is a high standing collar, above which is disclosed a tiny ruching. The stylish coat-sleeves, which are quite full at the top, are drawn by gathers to stand fashionably high across the shoulders, and are adjusted with perfect smoothness below the elbow.

All varieties of fashionable cloths and coatings will develop handsomely in this way, and combinations are especially suitable to the mode. Velvet, plush, Astrakhan, etc., will unite charmingly with any of the popular goods favored for coats of this kind, and a pretty contrast may be effected, if desired. Fur will sometimes be used for the collar and reversed portion, and ostrich trimming will also prove effective. The edges may be bound with silk or mohair braid. If the braiding illustrated in the present instance cannot be done at home, the coat may be sent to the Kursheedt Manufacturing Company, who will braid it to order. If a small sample of the goods be sent to the above firm, the braiding will be applied upon it free of charge to clearly illustrate the handsome effect of the decoration.

The stylish toque is made of silk and velvet and is prettily trimmed with loops of ribbon and flowers.

FIGURE No. 450 L.—LADIES' WRAP.

(For Illustration see Page 247.)

FIGURE No. 450 L.—This illustrates a Ladies' wrap. The pattern, which is No. 3511 and costs 1s. or 25 cents, is in ten sizes for ladies from twenty-eight to forty-six inches, bust measure, and may be seen in two views on page 259 of this magazine.

Seal-plush and Astrakhan cloth are here united in the stylish wrap, the fronts of which are closely adjusted by single bust darts and lengthened to form long, narrow tabs. The fronts are also extended under the arms in straps that are tacked to the cape section at each side of the center of the back to draw the garment becomingly to the figure. The cape section is handsomely adjusted by shoulder seams, and also by seams that curve over the arms and terminate in dart style, the lower edges of the latter seams being gathered to produce the high effect now so popular. The gracefully rounding lower edge of the cape section is trimmed with a band of Astrakhan cloth, and the Medici collar, which flares in characteristic style, is faced with Astrakhan.

All seasonable cloaking fabrics will develop stylishly in this way, and a pretty lining of satin or silk will usually be added. Combinations of plush, velvet or cloth with furs of all kinds are very effective and generally becoming. If preferred, the collar only may be of contrasting goods.

The dressy toque is trimmed with soft folds of velvet and an aigrette, and a velvet bridle is tied beneath the chin.



3526

Right Side-Front View.



3526

Left Side-Back View.

LADIES' COSTUME. (COPYRIGHT.)

(For Description see this Page.)

FIGURES NOS.
451 L AND 452 L.
—LADIES' COS-
TUMES.

(For Illustrations
see Page 248.)

FIGURE No. 451 L.—This illustrates a back view of Ladies' costume No. 3526, a front view of which is given at figure No. 431 L, where it is fully described. The pattern, which costs 1s. 8d. or 40 cents, is in thirteen sizes for ladies from twenty-eight to forty-six inches, bust measure. The costume is here pictured developed in myrtle-green Henrietta cloth and velvet of a darker shade, with black braid-passementerie for decoration.

FIGURE No. 452 L.—This illustrates a back view of Ladies' costume No. 3523, which is fully described and differently illustrated at figure No. 430 L, where a front view is shown. The pattern is in thirteen sizes for ladies from twenty-eight to forty-six inches, bust measure, and costs 1s. 8d. or 40 cents. Light-hued wool suiting is the material here pictured, and dark velvet and fancy braid provide the garnitures.

LADIES' COSTUME.

(For Illustrations see this Page.)

No. 3526.—Other illustrations of this costume are given at figures

Nos. 431 L and 451 L in this DELINEATOR, where it is shown differently made up and trimmed.

Wool dress goods, silk and velvet are here associated in the costume, and bead passementerie supplies the garniture. The skirt, which is fashioned in the regulation four-gored style and may be worn with or without a small bustle, is overhung at the left side by a drapery that is arranged at the top in small backward-turning plaits; the plaits are well pressed in their folds for a short distance from the top and stayed underneath, below which they flare into deep backward-turning plaits that are stayed near the edge by a tape underneath.

The over-dress has smooth fronts of basque depth that are adjusted by double bust darts and closed invisibly at the center. Arranged over the right front and included in the shoulder and under-arm seams, is a low-necked, fanciful front which is adjusted smoothly at the right side by a dart taken up with the second dart in the smooth front. The fanciful front is widened to lap in double-breasted style, and a closing is made at the left side with hooks and eyes. This front is arranged at the lower edge, at each side of the center in three forward-turning plaits that flare upward into becoming fulness over the bust, the fulness in the rounding upper edge being collected in two forward-turning plaits at each side of the center. The plaits below the bust are tacked at intervals and stayed underneath. The lower edge of the fanciful front and right smooth front are joined to the top of the front-drapery, which is arranged at each side of the center in three shallow, forward-turning plaits that flare into the fulness below; back of these plaits at the right side is a deep, forward-turning plait, which is tacked at intervals to the skirt and presents the effect of a panel. The front edge of the drapery is hemmed and tacked over the front edge of the plaited drapery on the skirt, and a pointed girdle, which is included in the right under-arm seam, is arranged across the front to conceal the joining of the fanciful front and drapery, its free end being fastened with hooks and loops at the left side. The adjustment of the body is completed by a curving center seam, and wide side-gores that are adjusted smoothly over the hips by long under-arm darts and extended to the edge of the skirt in panels. The back extends only to basque depth, and to it the back-drapery is joined. The front edge of the right side-panel joins the back edge of the front-drapery in a seam that is concealed by an underfolded, backward-turning plait in the panel, beneath which two shallow, forward-turning plaits in the drapery dispose the fulness becomingly over the hip. The front edge of the left side-panel is hemmed, and the back edges of both panels are overlapped by the hemmed side edges of the back-drapery, which is arranged at each side of the center in three deep, overlapping plaits that are well pressed in their folds and flare with fan effect to the edge. Overlapping the top of the plaits at each side is a bournous fold, back of which four backward-turning plaits at each side flare into a series of graceful jabot-folds. Tapes tacked to the back edges of the panels beneath the back-drapery secure the stylish arrangement of the over-dress. The sleeves are full at the top, where they are gathered to rise high above the shoulders; they fit closely below the elbows, where the outside seams terminate in dart style; and the wrists are finished with cuff facings of velvet. At the neck is a high standing collar of velvet trimmed with bead passementerie, and similar passementerie ornaments the upper and left side edges of the fanciful front and is continued to the lower edge of the front-drapery.

Cloth, cashmere, camel's-hair, mélange and various other woollen suitings will develop attractively by the mode, and combinations of wool goods with velvet, silk or Bengaline will be especially effective. Robes in combinations of plain goods with checked, plaided or figured fabrics will often be made up in this way, and numerous dainty garnitures, such as gimp, galloon, coarse lace, fancy braid, etc., may be added.

We have pattern No. 3526 in thirteen sizes for ladies from twenty-eight to forty-six inches, bust measure. As represented for a lady of medium size, the costume needs five yards and a-fourth of

dress goods forty inches wide, with seven yards and an-eighth of silk twenty inches wide, and five-eighths of a yard of velvet twenty inches wide. Of one material, it calls for fifteen yards and a-fourth twenty-two inches wide, or eight yards and an-eighth forty-four inches wide. Price of pattern, 1s. 8d. or 40 cents.

LADIES' COSTUME.

(For Illustrations see this Page.)

No. 3523.—Other illustrations of this costume may be observed by referring to figures Nos. 430 L and 452 L in this DELINEATOR.

In the present instance the costume is shown made of woollen dress goods and velvet, and fancy braid and velvet ribbon trim it effectively. The gores of the foundation skirt, which is fashioned in the approved four-gored style and may be worn with or without a small bustle, are concealed beneath a front-drapery, that is arranged at each side of the center in three deep, overlapping plaits which are well



3523

Right Side-Front View.



3523

Left Side-Back View.

LADIES' COSTUME. (COPYRIGHT.)

(For Description see this Page.)

pressed in their folds to fall with panel effect to the edge; the plaits all turn toward the left edge and are tacked at intervals to the skirt. The remainder of the drapery is adjusted smoothly at the front and over the hips by shallow plaits arranged back and in front of the deep plaits, and gathers back of the plaits produce a graceful fulness in the plain, panel-like part. The back-drapery, which joins the front-drapery in seams nearly to the top, falls at the center in natural folds produced by gathers at the top, and a bournous loop arranged in the top at each side throws the fulness below into a series of graceful jabot-folds. The back-drapery is joined to the body, which is a fanciful basque arranged upon linings that are adjusted by double bust darts, under-arm and side-back gores and a curving center seam. The lining fronts close at the center with button-holes and buttons, and over the left lining-front is arranged a low-necked front that is smoothly adjusted by double bust darts taken up with those in the lining. Arranged over the right front is a surplice, which is drawn by gathers at the arm's-eye; it crosses the front in characteristic fashion, and the fulness in the lower edge, which at the center and

right side follows the slightly pointed lower outline of the lining, is drawn by gathers that are stayed underneath. Above the surplice and low-necked front and passing into the shoulder and arm's-eye seams are yoke portions which are arranged at each side of the center in five forward-turning plaits that flare upward from the pointed lower edge. The full back is arranged in three backward-turning plaits at each side of the center from the neck nearly to the waistline, where the fulness is collected in nine rows of shirring that are tacked to the lining. The full puff sleeves are gathered to rise fashionably high across the shoulders; and the coat-shaped linings over which they are made are exposed to deep cuff depth and finished with a facing of the material overlaid by a unique arrangement of fancy braid. If desired, the sleeves may be shortened and trimmed with a band and bow of velvet ribbon, as shown in the front view. The fanciful collar is in two sections, which meet at the center of the back and then separate to reveal the neck in V shape and roll becomingly in Medici style toward the front. The upper edge of the low-necked front is handsomely trimmed with fancy braid; and

LADIES' COSTUME.

(For Illustrations see this Page.)

No. 3534.—This costume is shown made of dress goods, plain velvet and silk at figure No. 445 L in this *DELINEATOR*, a rich garniture being provided by passementerie.

Wool dress goods and velvet are here united in the costume, and braid passementerie provides the garniture. The foundation skirt is fashioned in the usual four-gored style and may be worn over a small bustle, if desired. Over the gores of the skirt the front-drapery is fitted by two shallow, backward-turning plaits at each side of the center, and three upturning, overlapping plaits in each side edge produce a series of graceful folds and wrinkles across the front. The back-drapery is arranged at each side of the center in a cluster of backward-turning, overlapping plaits that flare to the edge; and the upper edge in front of the plaits is folded, seamed and gathered beneath a wrinkled cross-piece, with sash effect. The draperies are finished at the bottom with hems. Across the plaits the back-drapery is joined with the skirt and front-drapery to a belt, while at the cross-piece and at each side it is adjusted.

The back of the fanciful basque, the right side being caught to the plaits in the front-drapery and tacked to the back, and the attachment of the sides of both draperies being made at the left side with hooks and loops.

The basque is superbly adjusted by double bust darts, under-arm and side-back gores and a well curved center seam. Over the smooth fronts, which are widened to lap in double-breasted style, are fanciful fronts that are drawn by gathers at the shoulder edges; the fulness in the lower edges is disposed at each side in a forward-turning plait that flares upward; and between the hemmed front edges of these fronts is disclosed a plastron, which is arranged on the right smooth front. The plastron is arranged at each side of the center in two forward-turning plaits that flare upward toward the bust, the fulness at the top, which reaches only over the bust, being prettily regulated by gathers. The front is exposed in square-yoke style above the plastron and faced with velvet; and a pointed girdle of similar material follows the pointed lower outline of the fronts and is fastened at the left under-arm seam with hooks and eyes. The coat-shaped sleeves are sufficiently full at the tops to rise with stylish effect above the shoulders, and below the elbow they are comfortably close-fitting. The neck is finished with a standing collar of velvet that laps under a stylish collar of the Medici order which extends only a little in front of the shoulders and has its corners bent softly. The velvet collar is trimmed with braid passementerie, and an upturned row of deeper passementerie trims the lower edge of the plastron.

All sorts of dress goods either of soft silken or woollen texture will develop handsomely by the mode, and goods of either texture, combined with velvet, China silk, Bengaline, etc., for the plastron, will be especially effective. Fancy braid, galloon, gimp, passementerie, fancy borderings, etc., may be applied in any pretty way for garniture, or a less

elaborate finish may be adopted.

We have pattern No. 3534 in thirteen sizes for ladies from twenty-eight to forty-six inches, bust measure. To make the costume for a lady of medium size, will require four yards and five-eighths of dress goods forty inches wide, with two yards of velvet twenty inches wide. Of one material, ten yards and five-eighths twenty-two inches wide, or five yards forty-four inches wide, will suffice. Price of pattern, 1s. 8d. or 40 cents.

LADIES' COSTUME.

(For Illustrations see Page 252.)

No. 3485.—Other views of this costume are given at figures Nos. 429 L and 441 L in this magazine, where it is shown differently made up and trimmed.

In the present instance wool dress goods, plaid silk and plain velvet are united in the costume. The foundation skirt, which is in the



3534

Front View.



3534

Back View.

LADIES' COSTUME. (COPYRIGHT.)
(For Description see this Page.)

ties of velvet ribbon sewed at each side of the shirring in the full back are carried along the lower edge of the body and arranged in a full bow of long loops and ends to fall prettily over the center of the front-drapery.

Combinations of plain, plaid, striped or novelty goods with velvet or some heavy silk will be much favored for this costume, the smooth front, sleeves and collar being frequently made of velvet or other contrasting material. Velvet or satin-edged ribbon, galloon, gimp, fancy stitching or bead, cord chenille or silk passementerie may be applied for garniture; or, if preferred, a plain finish may be adopted. A rosette of the material or of velvet or of some fancy ribbon may be placed at the point of the front, if the velvet ribbon is undesirable.

We have pattern No. 3523 in thirteen sizes for ladies from twenty-eight to forty-six inches, bust measure. To make the costume for a lady of medium size, requires twelve yards and a-half of material twenty-two inches wide, or six yards and three-eighths forty-four inches wide. Price of pattern, 1s. 8d. or 40 cents.

approved four-gored style and may be worn with or without a small bustle, is concealed beneath a graceful drapery which is finished at the bottom with a hem. At the front a slightly wrinkled effect is obtained by two shallow, forward-turning plaits at each side of the center, and at each side are laid seven backward-turning plaits that are well pressed in their folds and stayed by tackings underneath. At the back a cluster of backward-turning plaits at each side of the center flare prettily in fan fashion to the edge.

The fanciful basque has smooth fronts of lining adjusted by double bust darts. Arranged over these portions are full vest-sections that extend to the waist-line and are prettily drawn by gathers at the top, the fulness at the lower edge being collected in three forward-turning plaits at each side of the center, where the closing is made invisibly. The back edges of the vest sections are overlapped by the fanciful fronts, which also extend only to the waist-line; the fulness below the bust is disposed at the lower edge in three overlapping, forward-turning plaits that overlie the plaits in the vest and flare diagonally upward, with becoming effect. The lower edges are concealed beneath a broad girdle, which is pointed at the center of the front, where it is fitted by a seam; it is included in the right under-arm seam, and its free end is fastened with hooks and loops along the corresponding seam at the left side. The full back is in three sections that join in seams extending to the shoulders. The center section is gathered at the top, and the fulness in the three sections is conformed to the figure by nine backward-turning, overlapping plaits in the lower edge at each side of the center. The plaits flare slightly upward and are stayed at intervals by tackings; and the elegant adjustment of the basque is completed by under-arm gores. The coat-shaped sleeves are made over smooth linings; they are sufficiently full at the tops to rise stylishly high above the shoulders, and the wrists are trimmed with round cuff facings of velvet. A fashionable high standing collar of velvet is at the neck, and a rosette of similar material decorates the point of the back.

All seasonable dress goods of silken or woollen texture will develop most attractively in a costume of this kind, and combinations of wool goods with velvet, silk, faille, Bengaline, foulard, etc., are especially appropriate. India or China silk, *crêpe de Chine* or *crêpon* may be employed for the vest, and rosettes of satin-edged, grosgrain or velvet ribbon may be added in any tasteful manner for decoration.

We have pattern No. 3485 in thirteen sizes for ladies from twenty-eight to forty-six inches, bust measure. To make the costume for a lady of medium size, will require six yards of plain dress goods forty inches wide, with two yards and a-half of plaid silk twenty inches wide, and five-eighths of a yard of plain velvet twenty inches wide. Of one material, fourteen yards twenty-two inches wide, or

six yards and three-fourths forty-four inches wide, will suffice. Price of pattern, 1s. 8d. or 40 cents.

LADIES' GREEK TEA-GOWN OR RECEPTION DRESS, WITH TRAIN. (PERFORATED FOR DEMI-LENGTH.)

(For Illustrations see Page 253.)

No. 3517.—This gown is shown made up with a demi-train and a full-length train at figures Nos. 438 L and 439 L in this magazine.

In the present instance the gown is pictured developed in wool goods in two contrasting colors, and a Greek-key design wrought with soutache braid forms an appropriate decoration for the edges. The garment is closely adjusted by double bust and single under-arm darts, side-back seams and a curving center seam, the seams joining the under-arm and side-back gores being in dart style and terminating over the hips, below which the gores are in one piece and fall with panel effect to the edge. The side-back seams terminate

above extra width that is closely gathered and tacked underneath, and the center seam disappears at the top of similar fulness, which is also gathered and falls into long, graceful folds to the edge of the long train. The closely fitted front is opened at the center to a desirable depth from the top, and the closing is made invisibly, an underlap being sewed to the left side. The back edges of the front underlap the side-gore, and pass into the dart seam, below which the front joins the gore in a flat seam. Over the left side of the front and included in the under-arm dart is a full front that extends to the waist-line. It is drawn by gathers at the edge which passes into the shoulder seam, the fulness below being drawn diagonally toward the center by



Side-Front View.



Side-Back View.

LADIES' COSTUME. (COPYRIGHT.)

(For Description see Page 251.)

gathers in the front edge below the bust. On the right side of the closely fitting front is a full front which extends to the edge of the garment. It is arranged at the top in full, soft folds that result from gathers at the shoulder edge, the folds being preserved by tackings to the under-front below the bust. Three upturned plaits in the back edge, which passes into the under-arm dart, produce a series of classic folds and wrinkles in the tablier, which falls squarely to the edge, revealing the front beneath in a narrow panel at each side. The right front crosses the left in surplice style, disclosing the under-front in V outline at the top; and a closing is made at the waist-line with a hook fastened beneath two tiny plaits, and a loop. The full puff sleeves are made over coat-shaped linings; they are gathered at the top to rise high across the shoulders, and tackings near the top secure the stylish arrangement of the puff; the lower edges are also gathered and sewed to position at the top of cuff facings, which are applied to the linings below and decorated like the other edges of the gown. The high Medici collar may be

omitted and the front turned under or cut away, as shown in the small engravings, the pattern providing for either mode of finish. The pattern also provides for a full-length train and a demi-train, as illustrated, perforations indicating how to shape the shorter train.

Surah, India or China silk, foulard, cashmere, camel's-hair, merino or any woollen or silken fabric of a soft, clinging nature will develop attractively in this way; fanciful effects may be obtained by using velvet of a harmonizing or contrasting color for facing the V-shaped portion of the front, the Medici collar and the cuffs, or these parts may be decorated with Vandyke lace or passementerie, fancy braid, embroidery or braiding. If the garment is worn without the collar, a dainty frill of lace or *lisse* may ornament the neck and fall in soft, pretty folds from the wrists.

We have pattern No. 3517 in thirteen sizes for ladies from twenty-eight to forty-six inches, bust measure. To make the gar-

made up for a dinner gown and the other for a morning or breakfast gown.

Plain woollen dress goods were here chosen for the dress, the front of which is superbly adjusted by double bust and single under-arm darts and opened to a desirable depth from the top at the center, the edges of the opening being finished for a closing, which is effected with hooks and eyes. The adjustment is completed by side-back gores, and a curving center seam which terminates at the top of extra width that is underfolded in a triple box-plait, the graceful arrangement of which is secured by tackings underneath. Extra width allowed at each side-back seam is arranged underneath in two forward-turning plaits that flare into the graceful demi-train. If the demi-train be not desired, perforations in the pattern indicate where the dress may be cut to walking length, as shown in the small engraving; and in this case the plaits at the back fall without



3517



3517

Right Side-Front View.

3517

Left Side-Back View.

LADIES' GREEK TEA-GOWN OR RECEPTION DRESS, WITH TRAIN. (PERFORATED FOR DEMI-LENGTH.) (COPYRIGHT.)

(For Description see Page 252.)

ment as represented for a lady of medium size, will call for three yards and a-half of light and seven yards and a-half of dark dress goods each forty inches wide. Of one material, it requires eighteen yards and a-half twenty-two inches wide, or nine yards and five-eighths forty-four inches wide. Price of pattern, 2s. or 50 cents.

LADIES' PRINCESS DRESS, WITH DEMI-TRAIN. (PERFORATED FOR WALKING LENGTH.)

(For Illustrations see Page 254.)

No. 3507.—A back and a front view of this dress are given at figures Nos. 427 L and 428 L in this magazine, one view showing it

tackings in free, straight folds, and the front is suitably narrowed at each side, the portion to be cut off being also indicated by perforations in the pattern. The fanciful sleeves are made over smooth linings. They are close-fitting below the elbow, above which they are each arranged in four downward-turning plaits that flare diagonally into the fulness above; and gathers at the top produce a full effect over the shoulders. At the neck is a high standing collar.

The mode will develop attractively in Surah, Bengaline, Henrietta cloth, cashmere, serge or any seasonable material of silken or woollen texture. Velvet, braid, gimp, *point de Gène* or crocheted lace may be added for garniture, or a Directoire ruching of *lisse* or *point d'esprit* lace may be worn around the neck and arranged to fall in pretty jabot-folds at the front to conceal the closing.

We have pattern No. 3507 in thirteen sizes for ladies from twenty-eight to forty-six inches, bust measure. Of one material for a lady of medium size, the dress requires thirteen yards and five-eighths twenty-two inches wide, or six yards and three-fourths forty-four inches wide, or five yards and seven-eighths fifty-four inches wide. Price of pattern, 1s. 8d. or 40 cents.

LADIES' WRAPPER.

(For Illustrations see Page 255.)

No. 3522.—*Vieux-rose* Surah and flowered China silk are stylishly combined in this wrapper at figure No. 440 L in this *DELINEATOR*, with Escorial embroidered bands and an oxidized buckle for decoration.

Pearl-gray cashmere and white silk are here associated, and box-

of the garment is completed by side-back gores and a well curved center seam that terminates at the top of an underfolded double box-plait; extra fulness allowed at each side-back seam is arranged in two forward-turning plaits underneath, and the plaits flare in graceful folds into the handsome demi-train. The half-flowing sleeves are full at the top and are turned back at the wrists and faced with silk. The standing collar is of silk. A box-plaited, pinked ruching, in which the two fabrics are united, trims the front edges of the outside fronts, is continued over the shoulders and outlines the V-shaped section of plaited silk which ornaments the back. A foot trimming of fancy stitching decorates the bottom of the vest, and the collar and cuff facings are similarly stitched.

The mode will develop charmingly in India or China silk, Surah, foulard, merino, challis and various other fabrics of similar texture. With either of these materials *crêpe de Chine*, Bengaline or *mousseline de soie* may be combined for the vest, and the collar, cuffs and girde-



3507

Side-Front View.



3507

Side-Back View, Showing Dress in Walking Length.



3507

Side-Back View.

LADIES' PRINCESS DRESS, WITH DEMI-TRAIN. (PERFORATED FOR WALKING LENGTH.) (COPYRIGHT.)

(For Description see Page 253.)

plaited ruchings, fancy stitching and a steel slide provide the garnitures. The wrapper has fronts of lining that are adjusted by double bust and single under-arm darts and closed at the center with buttons and button-holes, and below the closing the edges are lapped and tacked. Over these fronts is arranged a full vest, the back edges of which are sewed flatly to position. An opening is made at the center of the vest to a desirable distance from the top, and hooks and eyes effect the closing, an underlap being sewed to the left side. The fulness is becomingly drawn at the neck by four rows of shirrings at each side of the closing, and at the waist-line it is gracefully confined by a girdle, the ends of which are plaited; a row of shirring at the center of the girdle is concealed beneath a steel slide, and the free end of the girdle is fastened to the left side of the vest with hooks and eyes. Opening over the vest are outside fronts that are adjusted by single bust and under-arm darts, which are taken up with the corresponding darts in the lining front. The superb adjustment

may be of velvet. Feather trimming may replace the ruching.

We have pattern No. 3522 in thirteen sizes for ladies from twenty-eight to forty-six inches, bust measure. Of one material for a lady of medium size, it needs thirteen yards and three-fourths twenty-two inches wide, or seven yards and an-eighth forty-four inches wide. As shown it needs six yards of gray cashmere forty inches wide, with five yards and three-fourths of white silk twenty inches wide, and three-fourths of a yard of pink cashmere forty inches wide to trim. Price of pattern, 1s. 8d. or 40 cents.

LADIES' POLONAISE.

(For Illustrations see Page 256.)

No. 3516.—This stylish polonaise forms part of the toilettes shown at figures Nos. 426 L and 444 L in this *DELINEATOR*, where a

is represented made of other materials and differently trimmed.

Dress goods, and velvet of a much darker shade were here chosen for the polonaise, and velvet ribbon, buttons and a slide provide the decoration. The polonaise has basque fronts of lining that are fitted by double bust darts under low-necked outside-fronts which are adjusted by single bust darts taken up with the second darts in the lining; the front edges of the darts are gathered to within some distance of the top to produce a pretty fulness between the darts and the front edges. The fulness is arranged in four downward-turning plaits in each front edge, the effect of a wrinkled girdle being achieved by this arrangement and heightened by a long slide placed directly over the closing, which is made with hooks and loops along the slide and with buttons and button-holes above. The adjustment of the polonaise is completed by a curving center seam, and wide side-gores which are fitted by long under-arm darts and fall with panel effect to the foot of the skirt. The center seam ends below the waist-line

complete a fashionable toilette when made of the same or a contrasting color or material. Combinations are especially adaptable to the mode, and silk, velvet, novelty goods, etc., will unite stylishly with cashmere, serge, camel's-hair, all-wool Surah, Henrietta cloth or any of the fashionable dress goods. Velvet, moiré, grosgrain or satin-edged ribbon will make an effective decoration, and buttons and a buckle may be added, if desired. The long portions of the back may disclose a pretty lining of some soft silk or satin, and a similar lining may be added to the ruffle. The polonaise is particularly desirable for promenade and visiting wear, and the decorations may be as simple as desired.

We have pattern No. 3516 in thirteen sizes for ladies from twenty-eight to forty-six inches, bust measure. To make the garment for a lady of medium size, will require nine yards and three-fourths of material twenty-two inches wide, or four yards and a-fourth forty-four inches wide, or three yards and three-fourths fifty-four



3522

Side-Front View.

3522

Side-Back View.

LADIES' WRAPPER. (COPYRIGHT.)

(For Description see Page 254.)

at the top of an underfolded triple box-plait, the plait being well pressed in its folds; and the side-back seams are continued to the lower edge. The effect of a stylish cape is achieved by a ruffle that is quite deep at the back, tapered almost to points at its front ends and sewed to the polonaise to expose the upper part with the effect of a V-shaped yoke, which is heightened by a facing of velvet applied back of a V-shaped facing of the material on the front linings at the closing. At the neck is a standing collar that is of dress goods above the V-shaped facing on the fronts, and of velvet back of the facing, thus completing the stylish vest effect produced by the facing. The full sleeve is arranged over a coat-shaped lining; it is gathered at the top and slightly along the back edge, and at the wrist it is ornamented with three rows of velvet ribbon, a row of buttons being placed along the outside seam below the elbow. Three rows of velvet ribbon decorate the lower part of the back of the garment.

The polonaise may accompany any style of walking skirt and will

inches wide, each with three-fourths of a yard of velvet twenty inches wide. Price of pattern, 1s. 6d. or 35 cents.

LADIES' CLOAK.

(For Illustrations see Page 257.)

No. 3506.—Other material is pictured in this cloak at figure No. 443 L in this *DELINEATOR*, where it forms part of a toilette.

Cloth and velvet are here stylishly combined in the cloak. The upper part consists of a pointed yoke of velvet that is shaped by shoulder seams and closed invisibly. The cloak section, which is quite full, is in one piece, and the front edges are turned under for hems. The fulness at the top is drawn by shirring arranged far enough below the upper edge to form a pretty frill, and the section is joined through the shirring to the yoke, with handsome effect.

At the back the fulness of the cloak section is collected becomingly at the waist-line by two rows of shirrings, which are drawn well to the center and tacked to a stay placed underneath. At each end of the stay a ribbon is sewed, and the ribbons are passed about the waist and tied to draw the back well in to the figure. At the neck is a Medici collar, and a large bow of ribbon is ornamentally placed at the lower end of the yoke in front.

The mode is adaptable to all sorts of light-weight cloths and cloakings, such as lady's-cloth, diagonal, tricot, tweed, flannel, novelty goods, etc. Combinations are in good taste for the cloak, and velvet, corduroy, Astrakhan, etc., will unite handsomely with any appropriate material. Sometimes the yoke will be covered with a braiding design if the cloak is made of one material, and this will be very effective. Any variety of ribbon may be selected for the bow, and tape or ribbon may be used for tying about the waist.

We have pattern No. 3506 in ten sizes for ladies from twenty-eight to forty-six inches, bust measure. To make the garment for a lady of medium size, will require seven yards and three-fourths of

material twenty-two inches wide, or four yards and three-fourths forty-four inches wide, or three yards and a-fourth fifty-four inches wide, each with seven-eighths of a yard of velvet twenty inches wide for the yoke and collar, and a yard and a-half of ribbon for a belt-tie. Price of pattern, 1s. 8d. or 40 cents.



3516

Side-Front View.

LADIES' POLONAISE. (COPYRIGHT.)

(For Description see Page 254.)

are quite full at the top, where they are drawn by gathers to rise fashionably high above the shoulders; and each wrist is trimmed with a deep band of fur. A handsome Russian collar of fur passes across the back, where it rises almost to the top of the standing collar, and down the fronts to the waist-line, where the ends meet a band of fur that extends down each side of the closing to the lower edge of the garment. A band of fur is also arranged down the overlap at the back; and a deep pocket-lap which is triple-pointed at the bottom is arranged upon each hip, the edges being finished with machine-stitching.

The fashion admits of many combinations, and all sorts of fur, Astrakhan, plush, velvet or ostrich trimming will unite handsomely with broadcloth, beaver, rough-surfaced goods, tricot, diagonal or any other seasonable goods. If preferred, a single material may be employed throughout and the trimming omitted. For general wear cloaking in plain, checked or striped varieties is especially favored.

We have pattern No. 3528 in thirteen sizes for ladies from twenty-eight to forty-six inches, bust measure. For a lady of medium size,

the garment will require seven yards and five-eighths of material twenty-two inches wide, or four yards forty-four inches wide, or three yards and an-eighth fifty-four inches wide, each with a piece of fur measuring thirteen by twenty-three inches for the collar, etc. Price of pattern, 1s. 8d. or 40 cents.

LADIES' COAT.

(For Illustrations see Page 259.)

No. 3495.—Plain coating and velvet are combined in this coat at figure No. 449 L in this DELINEATOR.

The coat is here illustrated made up in a stylish combination of cloth and velvet. The adjustment is performed by single bust darts, under-arm and side-back gores, and a curving center seam which ends a little below the waist-line at the top of coat-laps. A wide lap is joined to the front edge of the right front and reversed to a little below the waist-line to form a graduated lapel, below which it laps upon the left front in double-breasted fashion, producing a diagonal effect. The lapel is faced with velvet to the closing, which is made with buttons and button-holes below the lapel and with hooks and loops along the lapel. At the neck is a high standing collar of velvet; and the coat sleeves, which are quite full at the top, are drawn by gathers to present the fashionably high effect across the shoulders. The lower outline of the coat is uniform.

The mode is adaptable to all varieties of seasonable cloth, such as lady's-cloth, cheviot, tricot, diagonal, serge, etc. Velvet, Astrakhan or any kind of fur will unite handsomely with any of these goods, and combinations will generally be preferred, although one material may be used throughout, if desired. If the coat be made of one material, machine-stitching may finish all the edges.

We have pattern No. 3495 in thirteen sizes for ladies from twenty-eight to forty-six inches, bust measure. As represented for a lady of medium size, the coat will require a yard and three-eighths of cloth fifty-four inches wide, with two yards and an-eighth of velvet twenty inches wide. Of one material, four yards and three-eighths twenty-two inches wide, or two yards and a-fourth forty-four inches wide, or a yard and seven-eighths fifty-four inches wide will be sufficient. Price of pattern, 1s. 3d. or 30 cents.



3516

Side-Back View.

LADIES' POLONAISE. (COPYRIGHT.)

(For Description see Page 254.)

LADIES' WRAP.

(For Illustrations see Page 259.)

No. 3511.—By referring to figure No. 450 L in this DELINEATOR, another illustration of this wrap may be observed.

In this instance the wrap is represented developed in plush and lined with silk. It has smooth fronts that are closely adjusted by single bust darts and deepened to form narrow tabs. Each front is extended at the waist-line in strap fashion and sewed to the cape at each side of the center of the back to hold it in position; and the

closing is made invisibly. The cape is shaped by shoulder seams and by a seam over each shoulder which terminates in dart fashion at each end, the lower edge being drawn by gathers to produce the becoming high effect across the shoulders. The lower front corners of the cape are cut rounding, and the lower outline is uniform. At the neck is a Medici collar which is very deep at the back and tapers almost to points at the front ends, which meet below the neck edges of the cape, the latter being cut or turned away above, if desired.

The wrap is especially adaptable to plush, seal-skin, Astrakhan or any of the fashionable goods of like weight, although it may also be developed stylishly in any of the lighter weight goods, in which case an interlining of flannel will prove very comfortable. Heavy silk will sometimes be used for the wrap, and a band of fur will form an effective decoration.

We have pattern No. 3511 in ten sizes for ladies from twenty-eight to forty-six inches, bust measure. To make the garment of one material for a lady of medium size, will require two yards and a-half twenty-seven inches wide, or a yard and a-half forty-four inches wide, or a yard and three-eighths fifty inches wide, or a yard and an-eighth fifty-four inches wide, each with two yards and five-eighths of silk twenty inches wide to line. Price of pattern, 1s. or 25 cents.



3506

Front View.

LADIES' CLOAK. (COPYRIGHT.)

(For Description see Page 255.)

LADIES' WRAP.

(For Illustrations see Page 260.)

No. 3527. — This handsome wrap is pictured made of corded cloaking silk and richly trimmed with fur, passementerie and fringe. The fronts are loose and extend nearly to the foot of the skirt in tabs that taper prettily toward the ends; they are closed with hooks and eyes to a little below the waist-line, an underlap being sewed to the left front. At the back and sides the wrap is fitted smoothly by underarm gores and a curving center seam, and the lower outline is rounding. The sleeve, which is in two parts, is suggestive of the Chinese or mandarin style; it joins the front and back in a seam that curves over the shoulder in dolman fashion, and the back edge

is included for some distance in the side seam. The top is gathered to rise becomingly above the shoulder, and the lower edge of the upper sleeve-portion is also gathered for some distance to effect an easy adjustment at the elbow. At the neck is a standing collar overlaid with fur, which is carried down the front edge of each front; and back of the fur on each front is a row of passementerie, which is continued across the back below the collar. The sleeves are similarly decorated with fur and passementerie, and the lower edges of the tabs are trimmed with deep fringe. Fringe also trims the bottom of the wrap across the back and sides and is surmounted by a band of fur. A belt-tie holds the back in gracefully to the figure.

The mode may be handsomely developed in velvet, plush, Ottoman silk, armure, faille Française, matelassé, brocaded silk, light-weight wool goods, lady's-cloth, etc. Sometimes the wrap will be made of the same kind of material as the dress, and a lining of flannel or chamois may be added. Fur, ostrich feathers, Astrakhan, passementerie, fringe, etc., may provide the decoration, and the arrangement may be varied to suit the taste.

We have pattern No. 3527 in ten sizes for ladies from twenty-eight to forty-six inches, bust measure. For a lady of medium size, the wrap requires four yards and five-eighths of material twenty-two inches wide, or two yards and a-half forty-four inches wide, or a yard and three-fourths fifty-four inches wide. Price of pattern, 1s. 6d. or 35 cents.

LADIES' ENGLISH CAPE.

(For Illustrations see Page 260.)

No. 3496. — Tan lady's-cloth and brown velvet are combined in this cape at figure No. 435 L in this magazine, pinking and a fancy buckle providing the decoration.

The cape is here pictured made of cloth decorated with a fancy buckle. It is shaped without darts or seams, and while perfectly smooth at the neck, falls in graceful folds at the back and from the shoulders. At the right side the cape is extended to reach to the left shoulder, the extended end being arranged in four upward-turning plaits and fastened with hooks and eyes beneath a fancy buckle. The left end, which comes at the center of the front, is lifted slightly by an upturning plait near the top and is hidden beneath the overlapping end. At the neck is a standing collar that is very high at the back and is narrowed to points at the ends. The edges of the cape are cut evenly and left unfinished.

This very attractive cape may be developed in flannel, broad-cloth, lady's-cloth or any smooth-faced cloth of suitable weight, and will often be made up to complete a promenade toilette for early Autumn uses. The edges may be pinked, left unfinished or faced, as individual taste directs, and sometimes they will be outlined with braid, gimp or stitching. Plaid cloth or flannel will develop stylishly in this way, and the edges are usually left unfinished. For extra warmth a silk lining may be added.

We have pattern No. 3496 in ten sizes for ladies from twenty-eight to forty-six inches, bust measure.


To make the garment for a lady of medium size, will require two yards and three-fourths of material twenty-two inches wide, or a yard and a-half forty-four inches wide, or a yard and a-fourth fifty-four inches wide. Price of pattern, 10d. or 20 cents.

LADIES' CAPE.

(For Illustrations see Page 261.)

No. 3532. — White Astrakhan is shown in this cape at figure No. 447 L in this DELINEATOR.

In this instance the cape is pictured made of seal-plush and Astrakhan. The upper part consists of a deep, pointed yoke, which is fitted by shoulder seams and lined with silk. To the lower edge of the yoke is joined the cape section, which is shaped at the top to fit the yoke and gathered across the shoulders to produce a stylish raised effect. The lower outline of the cape is uniform. At the neck is a handsome Medici collar which rolls slightly at the back



3506

Back View.

LADIES' CLOAK. (COPYRIGHT.)

(For Description see Page 255.)

and deeply at the front, as illustrated. The cape, and the collar below the roll are closed with hooks and eyes.

Combinations are especially adaptable to the fashion, and velvet, Astrakhan, corduroy, novelty goods, etc., will unite effectively with light-weight cloths and coatings, such as broadcloth, diagonal, tricot, lady's-cloth or any of the fashionable goods favored for top garments. One material may be used, if preferred, and when such is the case, a very handsome cape may be produced by covering the yoke and collar with a fancy design in braiding done in soutache or metallic braid or in braid to match the goods.

We have pattern No. 3532 in ten sizes for ladies from twenty-eight to forty-six inches, bust measure. To make the garment as represented for a lady of medium size, will require half a yard of seal-plush fifty inches wide, with five-eighths of a yard of Astrakhan twenty-seven inches wide, and a yard and a-half of silk twenty inches wide to line. Of one material, it will need a yard and three-eighths twenty-seven inches wide, or seven-eighths of a yard forty-four inches wide, or three-fourths of a yard fifty inches wide, or three-fourths of a yard fifty-four inches wide. Price of pattern, 10d. or 20 cents.

LADIES' CAPE,
WITH LOWER SEC-
TION ACCORDION-
PLAIED OR
GATHERED.

(For Illustrations see
Page 261.)

No. 3514.—This cape is represented with the lower section plaied at figure No. 436 L and gathered at figure No. 437 L.

The pattern of the garment is so planned that the cape section may be gathered at the upper edge or accordion-plaied, as preferred, as shown in the engravings. The material here pictured is plain cloth. The upper part is a Pompadour yoke, which is fitted by shoulder seams and closed invisibly at the center of the front. The upper edge of the cape section is shaped to fit the outlines of the yoke and produce a stylish curve over the shoulders. One pattern is provided for both arrangements of the cape, but when the gathered cape is preferred, the cape section is made narrower, perforations in the pattern and directions on the accompanying label indicating where to cut the section off. When the accordion-plaied is desired, the section should be cut out and sent to any place where such plaied is done. The lower outline of the cape is uniform. At the neck is a high Medici collar that rolls over softly at its upper edge, with stylish effect.

The mode is adaptable to all varieties of dress goods, such as cashmere, Henrietta cloth, foulé, serge, camel's-hair, all-wool Surah and many other fashionable fabrics. Lace flouncing is especially handsome made up in this way, and the yoke may be made of silk and covered with the lace, if desired. Ottoman, Surah, corded silk, etc., will also develop stylishly by the mode in combination with velvet or jet, which will be used for the yoke; and any fashionable colors may be selected.

We have pattern No. 3514 in ten sizes for ladies from twenty-eight to forty-six inches, bust measure. Of one material for a lady of medium size, the cape requires five yards and a-fourth twenty-two inches wide, or two yards and three-fourths forty-four inches

wide, or two yards and three-eighths fifty-four inches wide. Price of pattern, 10d. or 20 cents.

LADIES' JACKET.

(For Illustrations see Page 262.)

No. 3535.—This jacket is exceedingly stylish in effect and is shown made of heavy diagonal cloth and plain velvet. The adjustment is performed by single bust darts, under-arm and side-back gores, and a curving center seam that ends below the waist-line at the top of hemmed coat-laps. Each front is widened by a wide lap, which narrows toward the lower edge; and a double-breasted closing is made with buttons and button-holes. The jacket in front of the side-back seams extends only to the hips and is lengthened by coat-skirts that are gathered scantily at the upper edges to fit them nicely over the hips. The back edges of the coat skirts join the skirt edges of the back, with which they form coat-plaits that are each marked at the top with a button; and the front edges are turned

under for hems and flare slightly at the center of the front. In the joining of the skirt and jacket a broad pocket-lap is included at each side; it is triple-pointed at the lower edge and extends from the bust dart almost to the side-back seam. At the neck is a standing collar; and the full sleeves are gathered at the top and bottom and arranged over coat-shaped linings that are exposed to cuff depth and faced in cuff fashion with the cloth.

The mode will develop stylishly in all sorts of coatings or jacket materials. Cheviot, diagonal, lady's-cloth, wide-wale diagonal, serge, tricot and figured novelty goods are especially favored for such garments, and velvet will unite handsomely with any of these. Astrakhan will prove a stylish decoration for the jacket and may be used for the collar and pocket-laps and for the facing upon the sleeves.

We have pattern No. 3535 in thirteen sizes for ladies from twenty-eight to forty-six inches, bust measure. To make



3528

Front View.



3528

Back View.

LADIES' COAT. (COPYRIGHT.)

(For Description see Page 256.)

the garment as represented for a lady of medium size, will require a yard and three-eighths of diagonal cloth fifty-four inches wide, with a yard and five-eighths of velvet twenty inches wide. Of one material, four yards and a-half twenty-two inches wide, or two yards and three-eighths forty-four inches wide, or a yard and seven-eighths fifty-four inches wide, will be found sufficient. Price of pattern, 1s. 6d. or 35 cents.

LADIES' JACKET.

(For Illustrations see Page 262.)

No. 3490.—This jacket is again represented at figure No. 448 L in this magazine, where it is shown made up in a combination of dark seal-plush and Astrakhan.

The jacket is especially designed for seal-skin, Astrakhan, etc., and is here pictured made of seal-plush lined with silk. The adjustment is smooth and close and is performed by single bust darts, under-arm and side-back gores, and a curving center seam that ends

a little below the waist-line at the top of coat-laps. The front edges of the fronts are well curved, and the closing is made with hooks and loops, an underlap of plush being sewed to the left side. The high standing collar, which is closed at the throat with a hook and eye, has something of the Medici effect and is bent over prettily at its upper corners. The sleeves are quite full at the tops, which are gathered to stand high above the shoulders. The lower outline of the jacket is uniform.

This jacket, with its elegant adjustment, is sure to be popular; it may be developed in all sorts of cloths and coatings, such as broad-cloth, lady's-cloth, novelty goods, beaver, seal-plush, corduroy, tweed, cheviot, diagonal, tricot or any of the fashionable fabrics used for outside garments. When cloth or material of light weight is used, the collar will generally be wired to retain its stylish effect, and a lining of silk, Farmer satin or quilted satin will always be added.

We have pattern No. 3490 in thirteen sizes for ladies from twenty-eight to forty-six inches, bust measure. Of one material for a lady of medium size, it will need three yards and three-fourths twenty-two inches wide, or a yard and seven-eighths forty-four inches wide, or a yard and five-eighths fifty inches wide, or a yard and a-half fifty-four inches wide, each with four yards of silk twenty inches wide to line. Price of pattern, 1s. 3d. or 30 cents.

LADIES' COAT BASQUE.

(For Illustrations see Page 262.)

No. 3504.—Other illustrations of this basque are given at figures Nos. 443 L and 446 L in this magazine.

The basque is here represented made of dress goods and trimmed with fancy braid. The adjustment is produced by double bust darts, under-arm and side-back gores, and a curving center seam that terminates slightly below the waist-line. The side-back seams disappear a little below the waist-line at the top of coat-plaits, and the closing is made with buttons and button-holes. The basque is pointed at the closing, arched well over the hips, and falls at the back in two slender coat-tails in true military style. The neck is finished without a collar and is followed by a band of fancy braid; and a similar band is applied upon the lower part of each of the coat sleeves, which are drawn by gathers at the top to produce a raised effect above the shoulders.

The mode is adaptable to all sorts of dress goods, such as serge, cheviot, cashmere, brilliantine, homespun suiting, camel's-hair or any of the popular fabrics used for dresses, and fancy braid, cord, braid passementerie, chenille garniture or any preferred style of trimming may be added. The basque may accompany any style of walking skirt, and the same material may be used for both, or a decided contrast will be stylish.

We have pattern No. 3504 in thirteen sizes for ladies from twenty-eight to forty-six inches, bust measure. To make the garment for a lady of medium size, will require three yards of material

twenty-two inches wide, or a yard and a-half forty-four inches wide, or a yard and a-fourth fifty-four inches wide. Price of pattern, 1s. 3d. or 30 cents.

LADIES' BASQUE, WITH JACKET FRONTS.

(For Illustrations see Page 263.)

No. 3497.—This basque forms part of the toilette shown at figure No. 442 L in this *DELINEATOR*, where it is made of other materials.

In this instance the basque is shown developed in cloth and decorated with braid and a fancy buckle. It has smooth fronts that are fitted by double bust darts, the right front being extended above the bust to lap widely upon the left front. The closing is made at the

center below the extended part with hooks and eyes. The extended part is revealed with the effect of a chemisette between surplises that are gathered at the lower and shoulder edges and laid in four upward-turning plaits at each arm's-eye edge, the plaits flaring into soft, pretty folds toward the front edges. The left surplice is gathered at its front edge and sewed to the left front below the bust, above which it is turned under for a hem. The right surplice is hemmed all the way down its front edge and crosses the left surplice in the regulation manner, and the lower part is secured with hooks and eyes beneath a long, slender slide, through which a full, gathered portion of the goods is drawn. The lower outline of the fitted fronts is pointed at the closing, and the extended part is decorated with perpendicular rows of narrow braid. Opening over the fronts are jacket fronts which fall stylishly below the fronts and are square at their lower corners. The adjustment of the basque is completed by under-arm and side-back gores and a curving center seam, the seams being all discontinued a short distance below the waist-line to form square tabs. All the tabs are outlined with braid, which is coiled in a trefoil design at the ends of the seams and continued along the edges of the jacket fronts. The latter are trimmed in military style down the front edges with ornaments formed of similar braid. At the neck is a standing collar that is cut rounding at its front



3495
Front View.



3495
Back View.

LADIES' COAT. (COPYRIGHT.)

(For Description see Page 256.)



3511
Front View.



3511
Back View.

LADIES' WRAP. (COPYRIGHT.)

(For Description see Page 256.)

ends and outlined with braid, a row of braid also covering its seaming to the basque. The fancy sleeves are arranged over coat-shaped linings. The outside seams terminate in dart fashion a little above the elbows, and in one edge of the seam a trifle below its top two small upward-turning plaits are made to produce a pretty fulness at the elbow. The fulness at the top is arranged in plaits, and the high effect above the shoulders is produced by several tackings made to the lining some distance below. The wrists are outlined with braid and decorated with graduated strips of braid coiled in trefoil design at the top to accord with the military decoration on the jacket fronts.

This very stylish basque is designed to be worn with skirt No. 3498, although any variety of walking skirt may accompany it, with

good effect. All kinds of dress goods, such as cashmere, cheviot, homespun suiting, Henrietta cloth, flannel or any preferred fabric, will develop stylishly by the mode; and fancy braid of all kinds, narrow velvet, moiré or grosgrain ribbon, etc., will form an effective decoration, and may be arranged in any preferred design.

We have pattern No. 3497 in thirteen sizes for ladies from twenty-eight to forty-six inches, bust measure. Of one material for a lady of medium size, the garment requires four yards and a-half twenty-two inches wide, or two yards and a-fourth forty-four inches wide, or a yard and seven-eighths fifty-four inches wide. Price of pattern, 1s. 3d. or 30 cents.

LADIES' BASQUE.

(For Illustrations see Page 263.)

No. 3488.—By referring to figure No. 433 L in this magazine, this basque may be seen made of cheviot and velvet, with buttons for decoration.

Woollen dress goods were in this instance employed in making the basque and a plain finish adopted. The basque has fronts of lining adjusted by double bust darts and closed at the center with buttons and button-holes, over which is arranged a full front, that is included in the shoulder and under-arm seams at the right side and fastened with hooks and eyes to the corresponding seams at the left side. The ful-

ness is regulated by two rows of shirrings arranged at the center of each shoulder edge; and at the waist-line it is conformed nicely to the figure by three rows of shirrings at each side of the center. The shirrings at the right side are tacked to the lining, and those at the left side and at the left shoulder edge are stayed by strips of material underneath. Over a back of lining that is fitted by side-back gores and a curving center seam a seamless back is arranged, five rows of shirring drawing the fulness becomingly at the waist-line. The adjustment is completed

presents a square effect at the back. The full sleeves are made over coat-shaped linings; they are gathered at the top and stand stylishly high over the shoulders, while below the elbows they are close-fitting, the wrists being plainly finished. The high standing collar at the neck is closed at the left side.

Henrietta cloth, cashmere, serge, foulé cheviot, tweed and, in fact, all dress goods will develop attractively by the mode; and although applied trimming is not necessary, a simple decoration of fancy braid, galloon or passementerie for the wrists and collar will be in good taste.

We have pattern No. 3488 in thirteen sizes for ladies from twenty-eight to forty-six inches, bust measure. To make the garment for a lady of medium size, will require three yards and an-eighth of material twenty-two inches wide, or a yard and a-half forty-four inches wide, or a yard and three-eighths fifty-four inches wide. Price of pattern, 1s. 3d. or 30 cents.



3527

Front View.



3527

Back View.

LADIES' WRAP. (COPYRIGHT.)

(For Description see Page 257.)

LADIES' BLOUSE.

(KNOWN AS THE OXFORD SHIRT.)

(For Illustrations see Page 263.)

No. 3484.—By referring to figure No. 432 L in this DELINEATOR, this blouse may be

observed developed in figured silk.

The blouse is here illustrated made of figured China silk. A box-plait is formed at the front edge of the right front, and the left front is turned under at the front edge for a hem, the closing being made through the plait with buttons and button-holes; and back of the plait and hem a pretty fulness is gathered in the neck edges and falls free below. The upper part of the back consists of a shallow yoke, to the lower edge of which is joined the lower portion; the fulness of the lower portion is arranged in a box-plait at the center in the upper edge and falls free below. The back is joined to the fronts by under-arm and shoulder seams, and the fulness is confined at the waist by a belt that is pointed at its ends. The blouse extends some distance below the belt and may be worn under or outside the skirt, and with the belt or any style of girdle,



3496

Front View.

LADIES' ENGLISH CAPE. (COPYRIGHT.)

(For Description see Page 257.)



3496

Back View.

LADIES' ENGLISH CAPE. (COPYRIGHT.)

(For Description see Page 257.)

by under-arm gores; and the lower outline of the basque describes a point at the center of the front and, curving well over the hips,

as preferred. The rolling collar is mounted on a high band that is closed with buttons and button-holes and shaped to fit comfortably. The shirt sleeve is gathered at the top, and its lower edge is joined without fulness to a deep cuff; the seam at the outside of the arm is terminated at the elbow in dart style, and is left open some distance from the cuff, one edge being finished with an overlap and the other with a narrow hem. The cuffs and openings are closed with buttons and button-holes.

All sorts of dress goods may be used for such blouses, fancy or plain flannel, outing cloth, etc., being especially liked. Surah, China, India or any of the wash silks will also make up handsomely, and so will cotton goods. If preferred, a canvas or leather belt may be worn instead of the one given.

We have pattern No. 3484 in thirteen sizes for ladies from twenty-eight to forty-six inches, bust measure. To make the blouse for a lady of medium size, will require three yards and seven-eighths of material twenty-two inches wide, or three yards and a-half twenty-seven inches wide, or two yards and three-eighths

and the loose edges of the waist are narrowly hemmed. Two collars are provided by the pattern as shown in the illustrations: one is a narrow, turn-over collar and is mounted on a band that is tapered narrowly at its front ends; and the other is in standing style and is turned over at its front ends in Piccadilly fashion. The shirt sleeve is gathered scantily at the top and bottom and finished with a deep cuff, that is closed with studs in line with a slash that is made to a convenient depth at the back of the arm. The back edge of the slash is finished with an overlap that is pointed at the top and stitched at all its edges, and the other edge of the slash is narrowly hemmed. The fulness of the back is regulated by a tape drawn through a casing applied underneath across the back and tied about the waist.

The waist is appropriate for use with all styles of walking skirts, but is expressly adapted to the round, gathered and plaited skirts just now so fashionable. Percale, batiste, cambric, chambray and Surah, India, China or wash silks will develop handsomely by the mode. The waist is especially pretty for lawn tennis or other outdoor sports and will often be worn with a blazer. Flannel and outing cloth will also make up nicely in this way. The decoration will depend largely upon the material chosen. Fancy and machine-stitching applied in lines will be the most appropriate decoration for waists made of cambric, percale, muslin, outing cloth or any of the fashionable wash silks. A contrasting shade of material may be used for the collar and cuffs. The waist may be worn underneath or outside the skirt, as preferred, and with either a girdle or a belt.

We have pattern No. 3486 in thirteen sizes for ladies from twenty-eight to forty-six inches, bust measure. To make the garment for a lady of medium size, will require three yards and three-fourths of material twenty inches wide, or three yards and an-eighth twenty-seven inches wide, or two yards and an-eighth thirty-six inches wide, or a



Front View.

LADIES' CAPE. (COPYRIGHT.)

(For Description see Page 257.)



Back View.

LADIES' CAPE. (COPYRIGHT.)

(For Description see Page 257.)

thirty-six inches wide, or two yards forty-four inches wide. Price of pattern, 1s. 3d. or 30 cents.

LADIES' SHIRT-WAIST.

(For Illustrations see Page 264.)

No. 3486.—This shirt-waist is again illustrated at figure No. 434 L in this *DELINEATOR*, where it is shown made of India silk and worn under a girdle.

The effect of the waist made up in plain and in striped percale is shown in these engravings. The front edge of each front is turned under for a hem, back of which is made a shallow, backward-turning plait that is



3514

Front View, Showing Accordion-Plaited Cape-Section.



3514

Front View, Showing Gathered Cape-Section.



3514

Back View, Showing Gathered Cape-Section.



3514

Back View, Showing Accordion-Plaited Cape-Section.

LADIES' CAPE, WITH LOWER SECTION ACCORDION-PLAITED OR GATHERED. (COPYRIGHT.)

(For Description see Page 258.)

stitched to position near its outer fold, a line of stitching being also made along the fold of the hem to produce the effect of a box-plait. Back of the plait in each front three tucks are made, and the closing is effected with studs through eyelets in the hems. The upper part of the back is a shallow yoke, to the lower edge of which is sewed the scantily gathered top of the lower portion, the gathers being made about midway between the arms' eyes and the center. The fronts and back are joined by shoulder seams, and under-arm seams that end a short distance above the lower edge,

yard and three-fourths forty-four inches wide. Price of pattern, 1s. 3d. or 30 cents.

LADIES' BODICE-GIRDLES.

(For Illustrations see Page 264.)


No. 3510.—One of these girdles is again shown at figure No. 434 L in this magazine.

The girdles are here pictured made of velvet. The larger girdle

reaches well up under the arms and is prettily arched over the hips, while the smaller girdle is scarcely more than belt depth under the

All sorts of washable laces, crocheted edging, Hamburg embroidery, etc., may be used for decoration, and feather-stitching may ornament the arm's-eye and neck edges and the top and bottom of the bust section.

We have pattern No. 3501 in thirteen sizes for ladies from twenty-eight to forty-six inches, bust measure. To make the garment for a lady of medium size, requires a yard and a-half of material twenty-seven inches wide, or a yard and a-fourth thirty-six inches wide. Price of pattern, 10d. or 20 cents.



3535

Front View.



3535

Back View.

LADIES' JACKET. (COPYRIGHT.)

(For Description see Page 258.)

arms. In construction the girdles are exactly alike, having front and back sections and two side-gores at each side, all joined by suitably curved seams that are well boned. The girdles are lined with silk and interlined with heavy canvas or crinoline, and are boned just back of eyelets made along the front and back edges, which are closed with cord laced through the eyelets. The upper and lower outlines of the girdles, are deeply curved at each side of deep points at the center of the front and back.

These girdles will develop charmingly in velvet, corduroy, heavy silk or any kind of dress goods and will form stylish accompaniments to almost any toilette. The seams will always be boned and an interlining of canvas added, as this helps preserve the superb adjustment. Feather-stitching forms a pretty decoration for the upper and lower edges of the girdles and will often be adopted.

We have pattern No. 3510 in nine sizes for ladies from twenty to thirty-six inches, waist measure. To make the larger girdle for a lady of medium size, will require three-fourths of a yard of material twenty inches wide, with three-fourths of a yard of silk twenty inches wide to line. The smaller girdle needs half a yard of goods twenty inches wide, with half a yard of silk twenty inches wide to line. Price of pattern, 10d. or 20 cents.

LADIES' CORSET-COVER.

(For Illustrations see Page 265.)

No. 3501.—This corset-cover is pictured made of muslin and trimmed with lace. It is fitted smoothly by double bust and single under-arm darts, side seams and a well curved center seam. The upper part of the front consists of a deep, round yoke, to the lower edge of which is joined the upper edge of a full bust-section. The fulness of the section is drawn by gathers at the upper edge, and also at the lower edge, where it is joined to the upper edge of the front, a tape being sewed underneath along the edge of the front to strengthen it. The closing is made with buttons and button-holes. The garment is fashioned with a high neck, which is decorated with a frill of lace, and a similar decoration is applied to the arms' eyes. Perforations in the pattern show where the neck may be cut low in round or V shape; and the decoration may be the same in either case.

This corset-cover is very comfortable, and the introduction of the bust section is an especial feature which will commend it to many women. The mode is adaptable to cambric, linen, muslin, wash silk or any material used for such garments.



3490

Front View.



3490

Back View.

LADIES' JACKET. (COPYRIGHT.)

(For Description see Page 258.)



3504

Front View.



3504

Back View.

LADIES' COAT BASQUE. (COPYRIGHT.)

(For Description see Page 259.)

ered; at the back the top is gathered up coarsely, disposing drapery in natural folds, and at each end of this gathering the d

ery is lifted stylishly by a tacking made close to the belt, which finishes the drapery and skirt together. Three rows of velvet ribbon,

the back is slashed at each side for a convenient distance from the top, and gathered and finished with a band, in which are made button-holes that pass over buttons upon the lower part of the yoke, thus effecting a closing below the corset. The lower part of each leg is slashed for some distance at the outside, and the slashed edges are finished with a facing. The lower edge is gathered and joined to a band, that is decorated with Hamburg edging and closed at the side with a button and button-hole.

These drawers are particularly favored by ladies inclined to *embonpoint*, the smooth adjustment at the front being an especial feature. They will make up well in muslin, linen, cambric, flannel, Canton flannel or any material used for such garments; and Hamburg edging, washable laces, such as torchon, Medici or Valenciennes, crocheted trimming, ruffling, etc., may provide the decoration.

We have pattern No. 3513 in nine sizes for ladies from twenty to thirty-six inches, waist measure. To make the garment for a lady of medium size, will call for three yards and a-half of material twenty inches wide, or two yards and three-fourths twenty-seven inches wide, or two yards and a-half thirty-six inches wide. Price of pattern, 10d. or 20 cents.



3497

Front View.



3497

Back View.

LADIES' BASQUE, WITH JACKET FRONTS. (COPYRIGHT.)

(For Description see Page 259.)



3488

Front View.



3488

Back View.

LADIES' BASQUE. (COPYRIGHT.)

(For Description see Page 260.)

the middle one of which is much wider than the other two, encircle the lower part of the drapery, forming a handsome border decoration.

The skirt will develop stylishly in all sorts of dress goods of either woollen, cotton or silken texture. Vandyke-point lace or passementerie, Cluny, Mechlin or Irish-point lace, fancy braid, or velvet, moiré or satin-edged ribbon may ornament the lower part of the drapery and foundation; or, if preferred, a severely plain finish may be adopted. Bordered goods are especially adaptable to the mode, and when they are used no other decoration is necessary. The skirt may be worn with any style of basque or bodice, which may be made of the same or of a contrasting material.

We have pattern No. 3505 in nine sizes for ladies from twenty to thirty-six inches, waist measure. Of one material for a lady of medium size, it will require seven yards and a-half twenty-two inches wide, or three yards and three-fourths forty-four inches wide, or three yards and five-eighths fifty-four inches wide. Price of pattern, 1s. 6d. or 35 cents.

LADIES' KNICKERBOCKER DRAWERS, BUTTONING BELOW THE CORSET.

(For Illustrations see Page 266.)

No. 3513.—These drawers are illustrated made of bleached muslin and trimmed with Hamburg edging. The upper part of the drawers consists of a shaped yoke that is closed at the left side with buttons and button-holes. The drawers are shaped by inside leg-seams and a seam at the center of the front and back. The front fits smoothly and is joined to the lower edge of the yoke. The drawers

finished at the center. The draperies are trimmed effectively down their side edges with ornaments of dark-brown silk braid, which

LADIES' WALKING SKIRT.

(For Illustrations see Page 266.)

No. 3498.—This skirt forms part of the toilette illustrated at figure No. 442 L in this *DELINEATOR*, where other materials are pictured.

Tan-colored lady's-cloth was in this instance chosen for the skirt, and an effective arrangement of dark-brown silk braid forms a handsome garniture. The skirt is fashioned in the approved four-gored style and may be worn with or without a small bustle. Over the front is a drapery which is arranged at the top in a series of soft folds and wrinkles produced by three upward-turning, overlapping plaits in each side edge at the top. Below the plaits the drapery falls smoothly to the edge, and the side edges are hemmed and tacked to the skirt. The side edges of the full back-drapery meet the corresponding edges of the front-drapery at the belt, below

which they flare slightly to reveal the skirt in inverted V-outline; and these edges are, like the side edges of the front-drapery, hemmed and tacked to position. At the center of the back the drapery falls in long, unbroken folds from gathers at the top, and a placket is



3484



3484

Front View.



3484

Back View.

LADIES' BLOUSE. (KNOWN AS THE OXFORD SHIRT.) (COPYRIGHT.)

(For Description see Page 260.)

are arranged in groups of three and form a pretty color contrast.

The mode will develop most attractively in Henrietta cloth, serge, camel's-hair, cheviot, tweed and all seasonable dress fabrics; and combinations of materials and shades will be especially effective. If desired, the portions of the skirt revealed between the edges of the draperies may be faced with inverted V-shaped sections of velvet or other contrasting texture. The skirt was designed to accompany Ladies' basque No. 3497, which may be seen elsewhere in this magazine and costs 1s. 3d. or 30 cents; but any preferred style of basque may be worn.

We have pattern No. 3498 in nine sizes for ladies from twenty to thirty-six inches, waist measure. To make the skirt for a lady of medium size, will require seven yards and three-eighths of material twenty-two inches wide, or four yards forty-four inches wide, or three yards and a-half fifty-four inches wide. Price of pattern, 1s. 6d. or 35 cents.

DRIFT.

Very handsome travelling rugs show a soft plaid woollen surface on one side, while the other side is covered with rubber cloth. This arrangement seems exceedingly practical, until one pauses to reflect how uncomfortable the rubber surface, which is to be turned toward the lap, will be on dry days. Two rugs, one of wool in an attractive plaid, and the other of rubber cloth to lay over the first during exposure to rain or mist, will afford more decided satisfaction to fastidious persons.

Little girls of the period clad in long, full skirts of silk or plush and peasant caps to match look as quaint and picturesque as if they had just stepped down from one of Holbein's master pieces; but it is doubtful if these clinging skirts are as comfortable as the shorter styles to their restless little wearers.

Fanciful pins for the hair have of late been made of every conceivable material, and they now take their shapes from the various members of the animal kingdom, slight regard being paid either to beauty of form or pleasantness of suggestion.

A tendency to trim the edge of a straight, gathered skirt with full ruchings is evinced by many fashionable dressmakers. Skirts decorated in this way are not graceful when their wearers are in motion, the weighted edges being tossed about rather awkwardly by the feet; but when motionless, they suggest the style of the French Revolution and are not without a certain charm, unless they are too long. The instep should always be visible when the skirt has a narrowly ornamented edge.

Leg-o'-mutton and other prettily shaped sleeves that are not fitted to the arms are very popular just now.

Silk waterproof wraps are very convenient if one really must go out when it rains, but wool-surfaced Mackintoshes or cloaks of

waterproof cloth made up at home are in much better taste. Silk apparel seems wholly unfitted for outdoor wear in rainy weather.

Not only are the inner edges of the much admired untrimmed skirts in need of protection, but a slight flare at the bottom is also becoming; hence a ruffle of taffeta or glacé silk with pinked edges is set upon the facing in place of the lately fashionable balayeuse, which has fallen into disfavor. Sometimes two silk under-ruches are added to skirts of very soft-textured fabrics.

The popularity of equestrianism is steadily increasing, with the result that much attention is bestowed upon the making of stylish riding garments. Habits of mixed wool goods are often preferred for general utility to those of fine cloth in a single color. Many women who ride much have two outfits, one, for ordinary wear, consisting of a habit of some mixed woollen and a Derby or a naval cap to match; and the other, for afternoon riding and dressy occasions generally, consisting of a habit of fine cloth in black, dark-green, navy-blue or deep prune-color, and a tall silk hat.

The skilful and industrious needlewoman can easily make for herself two

handsome riding suits for less money than she would pay a tailor to make her one of inexpensive mixed cloth. She can also construct a suitable cap, and if she desires a visor of patent-leather, she may procure it at small cost of any hatter.

Pinked ruffles or ruchings of taffeta are among the experiments of early Autumn for trimming suits of wool goods and velvet; and ravelled silk ruchings are again seeking favor upon gowns and wraps of the same fabric and color.

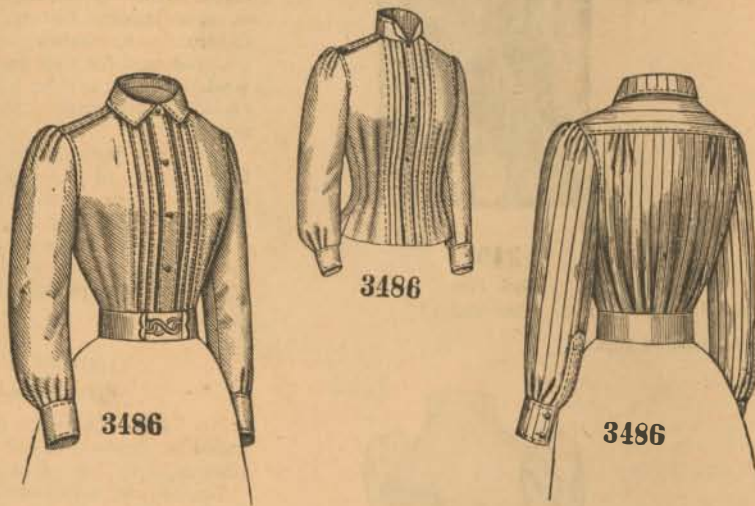
Tables of polished wood are not covered at luncheons or at ceremonious teas; and in many refined households the dinner-table only is spread with a handsome cloth, breakfast being served like luncheon and supper, upon shining wood. The effect of the rich wood tints upon elegant table furniture is highly artistic.

Very broad sashes are stylish for house wear, *crêpe de Chine*, China silk or Surah the full width of the goods being finely wrinkled about the waist and then allowed to spread out as it will. The ends are sometimes ravelled and sometimes finished with netted or knotted fringe or with fluffy silk or silk-covered balls, the applied deco-

rations being almost invariably the same shade as the sash.

Half-shawls of fine lace are frequently worn at Autumn garden-parties and at luncheons, being deftly wrinkled about the shoulders and then tied upon the breast in a single loose knot. In white they will also appear at evening entertainments.

As was predicted some time since, the unreasonable excess of late displayed in parasol handles has had its natural effect, and plain wood handles and natural sticks are now the rule upon all really fashionable sun-shades and umbrellas.

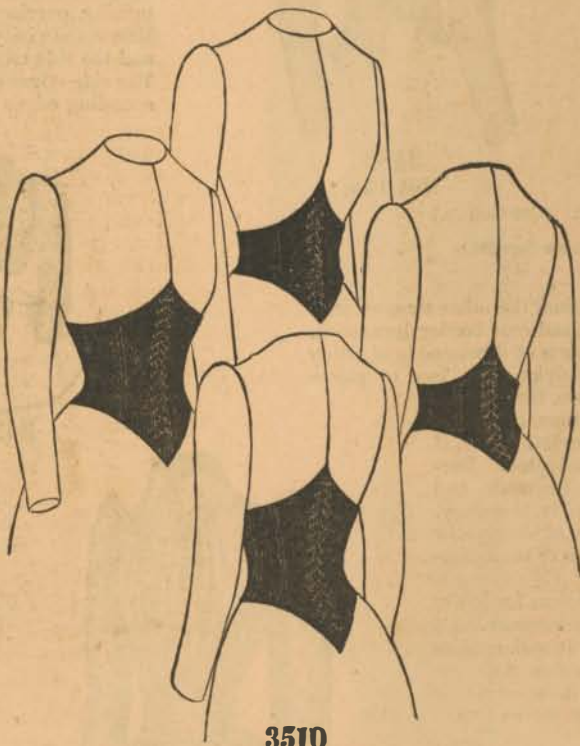


Front View.

Back View.

LADIES' SHIRT-WAIST. (COPYRIGHT.)

(For Description see Page 261.)



3510

LADIES' BODICE-GIRDLES. (COPYRIGHT.)

(For Description see Page 261.)

Embroideries in copper, silver and gold are not novelties, but they are as well liked as ever for vests, collars, cuffs, pocket-laps, bonnet and hat ornaments, etc. The new designs are wonderfully artistic.

It was once deemed impossible to trim gray with anything but silver, jet or steel, but the most fashionable Autumnal garments in gray are as often garnitured with gold and copper wrought braid or hand tracteries as with silver or steel, except in cases where such raiment is intended for persons who have lately laid aside formal black.

Leather belts clasped with silver are displayed with an arrangement by which an umbrella with a light-weight handle may be conveniently suspended when not in use. These belts are provided in the costume shades that are to prevail this season. Silk belting is preferred by many for the purpose, and this also is offered in suitable colors, already mounted with buckles and hooks.

It is said that evening gowns of the stately kind will be much ornamented with narrow edgings of fine furs. Last Winter tiny borders of Russian sable were applied about the tops or busts of white and other light gowns of ceremony, but this year those who desire trimming of this handsome variety may choose blue or white fox, ermine and rare plumage to trim their low-cut evening raiment.

Pale silver-gray tulle, seeded with a combination of dull silver and burnished cut-steel beads and made up over satin the same shade, will be popular for evening and dancing dresses. The only illumination for such dresses will be supplied by pale-pink roses, unless pink plumage is preferred.

A black velvet band arranged about the throat, with, perhaps, a diamond or other jewel pendent from it, supersedes the necklace of sparkling gems, which is now disposed among the laces at the top of the dress body or as an edging at the bottom of the waist. The throat must be absolutely perfect if its beauty is not lessened by the wearing of a pearl or diamond necklace, while the rich velvet band, either alone or placed beneath a *rivière* of glowing light, exerts a most improving influence upon the neck.

Necklaces of metal or jet beads may often be worn with improving effect, when pearls, opals or diamonds would be impossible on account of some peculiarity in the tinting of the skin.

Among recent novel decorations for the neck and shoulder edges of evening gowns in every hue and texture is a double piping formed of two flexible cords covered with bias satin, the one being

black and the other marigold. Sometimes the yellow cord is at the top and sometimes the black, the wearer's complexion determining which line of color will be most effective next the skin. A black feather pompon or ostrich tips with a yellow aigrette, or yellow feathers with a black aigrette are worn in the hair with a gown decorated in this dainty fashion; and a necklace of Etruscan gold beads at the neck, and bracelets of the same metal will complete a most harmonious effect.

These pipings are not at all startling when applied on black or white, but they are rather surprising, though at the same time exceedingly pleasing, when seen upon violet, pale-silver, faint blue, delicate pink, scarlet, Nile-green, etc. In fact, so generally becoming are they that many fashionable women who have studied the influences of color upon delicate flesh tints are eagerly applying the black and yellow pipings to the tops of as many of their gowns as are of suitable shape to receive them.

Women with high shoulders or short throats should remember that butterfly bows placed at the tops of the sleeves or shoulder-straps are certain to intensify their defects of proportion.

The fashionable *portemonnaie* is made of fine leather, without metal trimmings of any kind. It has a tucked side for notes, but this the sensible woman, who perceives the indiscretion of carrying any considerable sum in ready money, uses for visiting cards and for papers of different kinds. The metal-mounted purse is a thing of the past.

Dainty lampshades of lace, either with or without linings of Marceline silk pinked at the edges to follow the pattern of the lace, are being made up for use during the long Winter evenings. The tone of the room in which shades of this kind are to be placed must, of course, be considered in selecting their colors, which may match or contrast harmoniously with surrounding ob-

jects. The lace need not be of an expensive kind, machine-woven Valenciennes or Fedora being most frequently chosen; and it may readily be tinted as desired with suitable dyes, which may be purchased by the small box or bottle in any preferred color.

So long as skirt draperies are out of general favor accordion-plaiting will be much used in all evening tints and textures for skirts or parts of them. An effort has been made to devote this wholly to black China silk, *crêpe de Chine*, vailing and simila for mourning wear; but the plan has not fully succeeded, at present many more black than colored gowns of flexib



3501

Front View.



3501

Back View.

LADIES' CORSET-COVER. (COPYRIGHT.)

(For Description see Page 262.)



3505

Side-Front View.



3505

Side-Back View.

LADIES' WALKING SKIRT. (COPYRIGHT.)

(For Description see Page 262.)

display the fine plaitings. The only reason that can be assigned for using accordion-plaits upon sombre gowns is that demi-trains are more likely to be worn by those in mourning than by women who dance, and, of course, accordion-plaits never look well when trailed or when their lines are too long to be graceful.

There can be no doubt that the Abbé Galant shoulder-capes will continue in vogue all Winter, for they are convenient as well as becoming, being readily added to a long or short coat when extra warmth is required, and as easily removed when no longer needed. It is well to have a new and distinctive name for shoulder capes, since they are by no means novel in their general style. Redingotes of glossy black silk, lined with plush or with any other warm and becoming material, will be very popular, but will be incomplete for many women without a shoulder cape, also daintily lined. On mild days the cape may be carried upon the arm with its inner side folded outward to serve as a charming illumination for the toilette, and it will be found a true friend in need in case of a sudden lowering of the temperature.

A single handsome bracelet upon one or each wrist is now the fashionable preference, instead of a cluster of less valuable ones. When a number of bracelets are thus grouped together, they have a cheap, tawdry effect, unless made of really precious materials or uniquely and artistically designed.

Velvet trimmings flatly applied along the edges of undraped or slightly draped walking skirts will continue in vogue throughout the present season. They may consist of one five-inch and one three-inch



3513

Front View.



3513

Back View.

LADIES' KNICKERBOCKER DRAWERS, BUTTONING BELOW THE CORSET.
(COPYRIGHT.)

(For Description see Page 263.)

which case a high flaring collar, slightly open in front, will display the throat charmingly. A collar of this description may be shaped by a lately published pattern and added to any one of the popular varieties of tea-gown.

It is said that no fabric for Autumnal vests can be too picturesque or dressy and no style too severely simple to meet the varied requirements of tasteful women.

The plainly made woollen street costume will as a rule have no decoration other than a simple and pretty or a rich and decidedly dressy vest. She who had a draped skirt last season has but to unloop it, press it nicely upon the wrong side, shape it according to one of the late modes and hang it again on its old foundation. Then a stylish vest may be inserted in the waist or basque (in place of the old vest, if there was one); and the resulting costume will very likely be more attractive than the original. If, however, perfect results cannot be attained by reason of the excessive wear to which the gown was subjected last year, the remodelled costume will still be of value in sparing a new one from early ill usage in stormy weather.

The accepted invalids' gown is of white camel's-hair or wailing, with or without a front of

white China silk, a dainty effect being produced by a girdle of white silk cord or braid or a sash of China silk tied at the side-front. If properly shaped and neatly made, such a gown may be laundered without injury.

Broad silk plaitings will be largely used to trim woollen wraps that are not self-trimmed with knife-plaitings, and they are equally appropriate for those who are in mourning and for those who can wear colors.

Black-and-white striped silks are selected for tea-gowns by those who are wearing all-black in the street; and if there is an inserted long or short full vest, it is made of plain white or plain black Surrah or silk crêpe-line, the wearer's age and the length of time since bereavement determining whether black or white should be chosen.

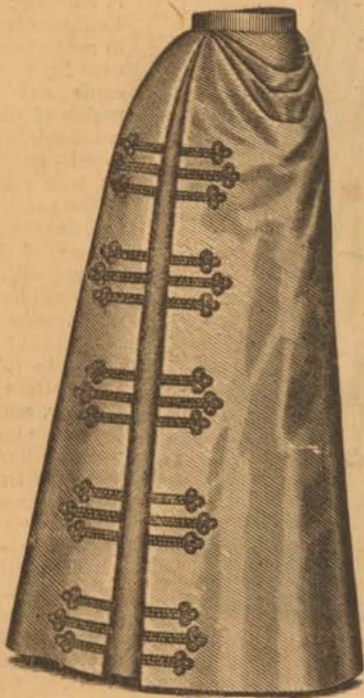
The picturesqueness of the conventional peasant-bodice may to a certain extent be attained by wearing the bodice-girdle, which is well-calculated to emphasize every graceful line of the figure.

The most gaily colored tartans will be

wholly devoted to misses' and children's gowns, the sleeves, collars and accessories of which will frequently be cut from black velvet or from plain goods matching any color in the plaid.

Ball buttons or several lines of soutache braid will trim the plaid gowns of both ladies and misses, if decoration of any kind be desired.

Persian lamb or Astrakhan and seal-plush again form a favored combination for capes that admit the introduction of a second fabric.




3498

Side-Front View.

LADIES' WALKING SKIRT. (COPYRIGHT.)

(For Description see Page 263.)



3498

Left Side-Back View.

LADIES' WALKING SKIRT. (COPYRIGHT.)

(For Description see Page 263.)

Tea-gowns to be worn by the hostess at semi-formal dinner parties are stylishly made up in matelassé satins showing rich Pompadour colors. The full fronts are sometimes cut low and square, and sometimes a pointed effect is produced by surplice arrangements of lace, *crêpe de Chine* or whatever fabric is used for this part of the gown. When a girdle of rich silk braid or rope or a much-wrinkled sash of crape or wrought lace is worn, there may be no long vest, in

Styles for Misses and Girls.

FIGURE No. 453 L.—
MISSSES' COSTUME.
(For Illustration see
this Page.)

FIGURE No. 453 L.
—This illustrates a

In the present instance, the costume is shown developed in serge, velvet and silk, with passementerie for decoration. The full, round skirt is hemmed deeply at the bottom, and the top is drawn by gathers, below which the fulness is pressed into shallow, backward-turning plaits that are tacked across the front at each side of the center, where a box-plait is formed. The back is arranged at



FIGURE No. 453 L.



FIGURE No. 454 L.



FIGURE No. 455 L.

FIGURE No. 453 L.—MISSSES' COSTUME.—This illustrates Pattern No. 3502 (copyright), price 1s. 6d. or 35 cents. FIGURE No. 454 L.—MISSSES' TOILETTE.—This consists of Misses' Basque No. 3489 (copyright), price 1s. or 25 cents; and Skirt No. 3492 (copyright), price 1s. 3d. or 30 cents. FIGURE No. 455 L.—MISSSES' DRESS.—This illustrates Pattern No. 3525 (copyright), price 1s. 3d. or 30 cents.

(For Descriptions see Pages 267 to 269.)

Misses' costume. The pattern, which is No. 3502 and costs 1s. 6d. or 35 cents, is in seven sizes for misses from ten to sixteen years of age, and is differently portrayed on page 272 of this *DELINEATOR*.

each side of the center in well pressed, backward-turning plaits which flare toward the bottom; and the top of the skirt is finished with a belt, a placket opening being made at the left side.

The picturesque bodice has a full yoke, a plain and a surplice

The mode is wonderfully stylish and will develop handsomely in all varieties of dress goods, combinations being especially adaptable to it. Pretty contrasts of colors as well as materials will be very effective in a costume of this kind, and fancy braid, passementerie, lace, etc., may be used for decoration. Soft woollens and silks will make up with peculiar grace, as they display to advantage the soft folds that are an admirable feature of the mode.

The stylish hat is faced with velvet and trimmed with long and short loops of ribbon, the long loops standing high at the right side near the front.




FIGURE NO. 456 L.

front and a plaited, low-necked back, all of which are arranged over a smooth lining that is adjusted by single bust darts, under-arm and side-back gores and a curving centerseam, the closing being made invisibly at the center of the front. The yoke is gathered at its upper and lower edges and passes under the outside portions. The plain front is at the left side and is made perfectly smooth by a plait laid in the lower edge, which takes the place of a dart; and crossing it stylishly from the right side is the surplice front, which is arranged in soft plaits at the shoulder and arm's-eye edges and turned under for a hem at the upper edge. The fulness at the front edge of the surplice front is drawn by gathers and secured beneath a rosette of the material. A low-necked back is arranged over the lining, being laid in three plaits at each side of the center. At the neck is a standing collar overlaid with passementerie, and similar decoration follows the outline of the plain front. The full sleeves are arranged over coat-shaped linings, and each is cut out at the lower part on the upper side to expose the lining in pointed cuff shape, the cuff effect being heightened by a facing of velvet that is decorated at the top with passementerie. The fulness at the top and bottom of the sleeve is drawn by gathers, and the top rises fashionably high above the shoulder.



FIGURE NO. 457 L.

FIGURE NO. 456 L.—MISSSES' BASQUE.—This illustrates Pattern No. 3503 (copyright), price 1s. or 25 cents. FIGURE NO. 457 L.—MISSSES' COAT.—This illustrates Pattern No. 3524 (copyright), price 1s. 6d. or 35 cents. FIGURE NO. 458 L.—MISSSES' JACKET AND CAP.—This consists of Misses' Jacket No. 3491 (copyright), price 1s. or 25 cents; and Cap No. 3166 (copyright), price 5d. or 10 cents.

(For Descriptions see Pages 270 and 271.)

FIGURE NO. 454 L.—MISSSES' TOILETTE.

(For Illustration see Page 267.)

FIGURE NO. 454 L.—This consists of a Misses' walking skirt and basque. The skirt pattern, which is No. 3492 and costs 1s. 3d. or 30 cents, is in seven sizes for misses from ten to sixteen years of age, and is shown again on page 280 of this magazine. The basque pattern, which is No. 3489 and costs 1s. or 25 cents, is in seven sizes for misses from ten to sixteen years of age, and is differently pictured on page 277.

Cream-colored China silk showing dark-green dots and velvet matching the dots are here united in the toilette. The foundation skirt is in the popular four-gored style, and a small bustle may be worn, if desired. A full drapery is arranged over the skirt, concealing it entirely. The drapery is disposed in two deep, forward-turning plaits at each side of the center of the front, the plaits extending with fan effect to the lower edge; and back of these are made two shallow plaits that flare into the drapery. At the back the drapery is arranged in a double box-plait at



FIGURE NO. 458 L.

each side of the center, and in front of these plaits at each side are laid two forward-turning plaits which flare into the drapery. The bottom of the drapery is decorated between the deep plaits at each



FIGURE NO. 459 L.

seams and is faced with velvet in deep V-outline at the center, the facing extending nearly to the waist-line. The fulness of the front is drawn by gathers at the shoulder edges and by a narrow cluster of shirrings at each side of the center at the waist-line. The back is smooth across the shoulders and has fulness collected in short rows of shirring at the waist-line. At the neck is a standing collar. The sleeves are made over coat-shaped linings and fit smoothly below the elbow; they are gathered at the top and stand high across the shoulders, and the lower part of each is decorated with a row of buttons at the back of the arm.

Combinations of fabrics or colors will develop stylishly by the mode, which is well adapted to all seasonable goods of silken, cotton or woollen texture. Velvet, lace or embroidery will often be united with cashmere, Surah, gingham, etc., with charming effect. Vandyke-point, Mechlin or

side with a band of velvet, and the top of the skirt is finished with a belt, a removable girle furnished by the pattern being here omitted on account of the style of the basque.

The fanciful basque has a full front and back, which are arranged over a smooth lining fitted by single bust darts, side-back gores and a curving center seam and closed with buttons and button-holes at the center of the front. The adjustment of the basque is completed by under-arm gores. The full front closes invisibly along the left shoulder and under-arm

Cluny lace will sometimes be used for decorating the drapery between the plaits, and similar lace may be applied to the sleeves and collar.

The hat is faced with velvet, and velvet to match is draped carelessly about the crown.

FIGURE NO. 455 L.—MISSES' DRESS.

(For Illustration see Page 267.)

FIGURE NO. 455 L.—This illustrates a Misses' dress. The pattern, which is No. 3525 and costs 1s. 3d. or 30 cents, is in seven sizes for misses from ten to sixteen years of age, and is differently portrayed on page 272 of this publication.

The dress is here pictured made of *écru* camel's-hair, and the trimming consists of satin-edged ribbon. The full, round skirt is formed of joined breadths of the material and is finished at the bottom with a deep hem, above which are applied three encircling rows of ribbon. The top is drawn by gathers to the required size and is sewed to the fanciful body, which is fitted by under-arm and side-back gores and closed at the back with buttons and button-holes. Prettily arranged over the front is a surplice that is gathered at each shoulder edge, where it enters the seam for a short distance; at the center of the front the fulness is drawn down by a row of gathers, and a fancy buckle conceals the gathers. The surplice discloses the front in V outline, the exposed part being decorated with a row of ribbon at the center; at each side of which is a row of similar ribbon that flares from the buckle to the shoulder seam. The back, which is arranged on the fitted lining, is laid in two plaits at each side of the closing, and the back edges are hemmed. The standing collar of the pattern is here omitted, and a full ruching completes the neck. The stylish leg-o'-mutton sleeves are gathered at the tops to rise fashionably high above the shoulders; each is slashed for a short distance at the bottom on the upper side, and a bow of ribbon is placed at the back of the arm, one end of the ribbon being caught under the slash. A full cluster of loops and ends of ribbon of unequal lengths



FIGURE NO. 460 L.



FIGURE NO. 461 L.

FIGURE NO. 459 L.—MISSES' TEA-GOWN.—This illustrates Pattern No. 3518 (copyright), price 1s. 3d. or 30 cents. FIGURE NO. 460 L.—MISSES' TOILETTE.—This consists of Misses' Shirt-Waist No. 3487 (copyright), price 1s. or 25 cents; and Skirt No. 3492 (copyright), price 1s. 3d. or 30 cents. FIGURE NO. 461 L.—MISSES' SHIRT-WAIST AND BODICE-GIRDLE.—This consists of Misses' Shirt-Waist No. 3487 (copyright), price 1s. or 25 cents; and Bodice-Girdle No. 3520 (copyright), price 7d. or 15 cents.

(For Descriptions see Pages 271 and 272.)

is secured beneath the lower end of the buckle and falls with graceful effect over the top of the skirt at the front.

The mode is extremely simple and will develop prettily in all sorts of dress goods, such as cashmere, camel's-hair, Henrietta cloth, all-wool Surah, serge, beige, foulé, India or China silk, etc. Velvet, satin-edged, grosgrain or moiré ribbon, Vandyke lace, fancy braid or

FIGURE NO. 456 L.—MISSES' BASQUE.

(For Illustration see Page 268.)

FIGURE NO. 456 L.—This illustrates a Misses' basque. The pattern, which is No. 3503 and costs 1s. or 25 cents, is in seven sizes for misses from ten to sixteen years of age, and is differently portrayed on page 278 of this DELINEATOR.

In this instance the basque is shown made up in tartan plaid cut bias. It is closely adjusted by single bust darts, under-arm and side-back gores, and a curved center seam that terminates below the waist-line; and it falls in handsome military coat-tails that are decorated on the side-back seams with gilt buttons. The fronts are made to lap diagonally by a lap which is joined in a well curved seam to the right front and tapered toward the lower edge; and the closing is made along the top and side of the lap with button-holes and gilt buttons. The sleeves rise softly above the shoulders and fit closely below the elbows, and a row of buttons is placed on the outside seam of each at the wrist. The standing collar fits closely and the ends meet at the throat.

Basques of this style may be worn with any kind of skirt, and may either



FIGURE NO. 462 L.

FIGURE NO. 463 L.

FIGURE NO. 462 L.—GIRLS' COSTUME.—This illustrates Pattern No. 3494 (copyright), price 1s. 3d. or 30 cents. FIGURE NO. 463 L.—GIRLS' DRESS.—This illustrates Pattern No. 3509 (copyright), price 1s. or 25 cents. FIGURE NO. 464 L.—GIRLS' CLOAK.—This illustrates Pattern No. 3508 (copyright), price 1s. 3d. or 30 cents. FIGURE NO. 465 L.—GIRLS' COAT.—This illustrates Pattern No. 3531 (copyright), price 1s. 3d. or 30 cents.

(For Descriptions see Pages 273 and 274.)

FIGURE NO. 464 L.

FIGURE NO. 465 L.

passemmenterie applied in any preferred style will form a handsome decoration.

The becoming hat is faced with velvet and decorated with silk, lace and loops of ribbon.

match or contrast with the skirt in color and material. All kinds of dress goods will be made up by the mode, and stylish combinations may be effected by using contrasting goods for the lap, collar and sleeves.

FIGURE No. 457 L.—MISSES' COAT.

(For Illustration see Page 268.)

FIGURE No. 457 L.—This illustrates a Misses' coat. The pattern, which is No. 3524 and costs 1s. 6d. or 35 cents, is in seven sizes for misses from ten to sixteen years of age, and may be seen made up without trimming on page 276 of this publication.

Gray-blue cloth was here selected for the coat, with black fur for trimming. The loose fronts are narrow and single-breasted, with only under-arm darts to render them smooth and clinging at the sides; and the back is closely adjusted by side-back gores, and a center seam that ends at the top of hemmed coat-laps. Coat-plaits arranged at the side-back seams are marked at the tops by fur buttons. The fronts are closed to some distance below the waist-line with buttons and button-holes, and near each hip is inserted a pocket, the opening to which is covered by a fur welt. The deep, round cape is fitted on the shoulders by darts and is trimmed at its lower and front edges with a fur band. It is joined to the neck with a close-fitting rolling collar of fur, and the wrists of the coat sleeves are trimmed with fur.

The coat is comfortable and jaunty and will be made up in figured, smooth and spotted cloths, and also in diagonal, chevron, tweed, tricot, etc.; and fur will prove an effective garniture. The coat may be finished with a row of stitching made close to the edges, a binding of braid, a cording or a piping; or a perfectly plain completion may be adopted.

The broad-brimmed hat is trimmed with velvet and stiff wings.

FIGURE No. 458 L.—MISSES' JACKET AND CAP.

(For Illustration see Page 268.)

FIGURE No. 458 L.—This consists of a Misses' jacket and cap. The jacket pattern, which is No.

3491 and costs 1s. or 25 cents, is in seven sizes for misses from ten to sixteen years of age, and is again represented on page 276 of this magazine. The cap pattern, which is No. 3166 and costs 5d. or 10 cents, is in six sizes from six and a-fourth to seven and a-half, hat sizes, and is differently represented on its accompanying label.

Seal-plush is here pictured in both the jacket and cap. The jacket is closely adjusted by single bust darts, under-arm and side-back gores, and a curved center seam that ends at the top of hemmed coat-laps; and it closes down the center of the front with hooks and loops, an underlap being sewed to the left side. The sleeves fit closely at the wrists and are gathered to rise becomingly on the shoulders. The collar is a modified Medici and is softly turned over at the corners. A lining of seal-brown silk serge completes the jacket.

The crown of the cap consists of sections which meet in a point under a button, and a visor or peak is added across the front.

Astrakhan, plush, rough and smooth cloths and all kinds of jacket fabrics will make up stylishly in the jacket; and fur or braid may be used for trimming, unless a plain finish be preferred. The cap will generally match the jacket.

FIGURE No. 459 L.—MISSES' TEA-GOWN.

(For Illustration see Page 269.)

FIGURE No. 459 L.—This illustrates a Misses' tea-gown. The pattern, which is No. 3518 and costs 1s. 3d. or 30 cents, is in seven sizes for misses from ten to sixteen years of age, and may be seen in two views on page 273 of this DELINEATOR.

The tea-gown is in picturesque Grecian style and is here shown

made of cashmere in a beautiful shade of *vieux-rose*, and black velvet. It is made up on a close-fitting basque of lining that is closed down the center with hooks and loops. On the left front of the lining is arranged a Princess front of cashmere, which is faced, like the right front of the lining, in deep, round-yoke shape with velvet. The front has a low, round neck and laps upon the left front to the shoulder seam and thence diagonally to the lower edge, its attachment being made with hooks and loops. It shows a pretty fulness that is collected in gathers at the arm's-eye and in plaits at the waist-line, the plaits flaring above and below in soft drapery folds; the fulness is apparently held in place by folded belt-sections of velvet that pass from the under-arm seams and are fastened at the left side under a velvet rosette-bow. The back is low and



FIGURE No. 466 L.

FIGURE No. 467 L.

FIGURE No. 466 L.—GIRLS' DRESS.—This illustrates Pattern No. 3533 (copyright), price 1s. or 25 cents. FIGURE No. 467 L.—GIRLS' DRESS.—This illustrates Pattern No. 3519 (copyright), price 1s. or 25 cents.

(For Descriptions see Page 274.)

round like the right front, and its fulness is arranged in several short rows of shirrings at the waist-line, the lining above being faced in round-yoke shape. The low neck is followed by a row of narrow ribbon above a Greek-key design done with similar ribbon; and the bottom of the gown is decorated with a large Greek-key pattern above a row of velvet ribbon. The full sleeves reach with the effect of large puffs below the elbows, their coat-shaped linings being faced with velvet below to have the effect of deep cuffs. The collar is in standing style.

The utmost liberty is allowable in the choice and combination of colors for a gown of this kind, so that individual taste may be fully gratified. Softly falling woollens of all kinds, figured and plain soft silks and many varieties of novelty goods are well adapted to the

mode. Braids, ribbons, laces, passementeries, feather bands, fur, etc., will supply a pretty decoration. This gown may be used for a pretty all-day house wrapper as well as for a conventional tea-gown.



3502

Front View.

MISSES' COSTUME. (COPYRIGHT.)

(For Description see Page 275.)

FIGURE NO. 460 L.—
MISSES' TOILETTE.

(For Illustration see
Page 269.)

FIGURE NO. 460 L.—This consists of a Misses' shirt-waist, and skirt with removable girdle. The shirt-waist pattern, which is No. 3487 and costs 1s. or 25 cents, is in eight sizes for misses from eight to fifteen years of age, and may be seen in two views on page 278 of this DELINEATOR. The skirt pattern, which is No. 3492 and costs 1s. 3d. or 30 cents, is in seven sizes for misses from ten to sixteen years of age, and is differently pictured on page 280.

A partial view of the toilette is here given. Dark-blue serge was selected for the skirt in the present instance, and

other fabrics of similar texture will be used for waists of this description, and the girdle may be made of velvet or of the same material as the skirt, for which all sorts of silken and woollen goods may be chosen. The pattern also provides for a Piccadilly collar, which may be worn instead of the Byron collar.



3502

Back View.

MISSES' COSTUME. (COPYRIGHT.)

(For Description see Page 275.)

FIGURE NO. 461 L.—
MISSES' SHIRT-
WAIST AND
BODICE-GIRDLE.

(For Illustration see
Page 269.)

FIGURE NO. 461 L.—This illustrates a Misses' shirt-waist and bodice-girdle. The shirt-waist pattern, which is No. 3487 and costs 1s. or 25 cents, is in eight sizes for misses from eight to fifteen years of age, and is shown in two views on page 278 of this magazine. The girdle pattern, which is No. 3520 and costs 7d. or 15 cents, is in eight sizes for misses from eight to fifteen years of age, and is pictured again on page 279.

The shirt-waist, which is illustrated and fully described at figure No. 460 L, where a front view is shown, is here pictured developed in light figured silk, with machine-stitching for a finish.

Black velvet was used for the girdle, each section of which consists of a pointed front and back portion, and two side-gorges which join in well curved seams. The back is slightly longer than the front, the entire girdle is lined, and the seams and ends are heavily boned. The back and front are closed with laces drawn through eyelets.

Silks of all kinds, percale, muslin, batiste, Madras cloth, cambric, etc., will be selected for the waist, which may be worn outside the skirt if the girdle be omitted. Velvet or goods matching the skirt with which it is to be worn will generally be used for the girdle, its shape rendering it suitable to accompany any style of skirt. Many unique effects may be achieved with contrasting colors in a toilette of

white China silk for the shirt-waist, which is shown worn beneath the skirt, the full draperies of which fall to the edge at the center of the front and back in long, graceful folds. The girdle may be sewed permanently to the skirt. Each side of the girdle is composed of four sections that are well boned to insure their proper adjustment; the back ends are closed with silk laces, and the front ends show an ornamental lacing over buttons.

In each front of the shirt-waist are laid three tucks and a small box-plait, and the closing is made through the box-plaits with studs. The back is but slightly full and is joined to a shallow, square yoke, the fullness at the waist-line being nicely drawn to the figure by a tape inserted in a casing. The shirt sleeves are finished with square cuffs that are closed at the back of the arm with studs, and at the neck is a turn-over collar mounted on a band. All the edges of the waist are finished

with machine-stitching, and a Windsor scarf is stylishly worn. Surah, wash silk, China silk, percale, Oxford cloth and various

this description, which may be used for playing tennis and other outdoor games, and also for riding and for general promenade wear.



3525

Front View.

MISSES' DRESS. (COPYRIGHT.)

(For Description see Page 275.)



3525

Back View.

The girdle may be all-over braided with metallic or soutache braid, or the edges may be simply followed by a row of braid or feather-stitching with effective results.

FIGURE No. 462 L.—
GIRLS' COSTUME.

(For Illustration see
Page 270.)

FIGURE No. 462 L.—This illustrates a Girls' costume. The pattern, which is No. 3494 and costs 1s. 3d. or 30 cents, is in eight sizes for girls from five to twelve years of age, and may be seen in two views on page 273 of this *DELINEATOR*.

Light-colored Henrietta cloth and black velvet are here associated in the costume, and velvet ribbon, gilt buttons and a fancy buckle trim it prettily. The full, round skirt hangs in graceful folds from gathers at the top, and the bottom is finished with a deep hem.

The fanciful basque has a closely fitted front of lining, over the lower part of which is arranged a full portion that is drawn by gathers at the top and bottom; the top of the full

portion is concealed beneath a pointed yoke decorated with rows of velvet ribbon, and a girdle which is trimmed with velvet ribbon and a buckle follows the pointed lower outline of the front. The jacket fronts are rounding at their lower edges and are ornamented at the top with rows of gilt buttons. The back of the basque

is gracefully conformed to the figure by the customary gores, and all the seams are discontinued a little below the waist-line to form square tabs. The closing is made at the back with button-holes and buttons. The sleeves are gathered to rise high above the shoulders and are trimmed at the wrists with buttons; and a standing collar of velvet finishes the neck.

Cashmere, faille, flannel, serge and various other woollens are especially well adapted to costumes of this description; and upon them fancy braid, bands, rows of velvet or satin-edged ribbon, feather-stitching, etc., may be used for decoration.

The poke bonnet is made of silk and prettily trimmed with ostrich feathers.



3494

Front View.

GIRLS' COSTUME. (COPYRIGHT.)

(For Description see Page 276.)

illustrates a Girls' dress. The pattern, which is No. 3509 and costs 1s. or 25 cents, is in seven sizes for girls from three to nine years

of age, and is differently portrayed on page 274 of this magazine. Gray figured wool goods are here pictured in the dress, with lace and buttons for garniture. The full, round skirt falls in graceful folds from the body, to which it is joined. The body has smooth portions of lining, over which the fanciful front and back are arranged. Small plaits at the lower edge at each side of the center of the fanciful front and back are ornamented with buttons, the upper part of the front and back being gathered and tacked to the lining so as to form a deep puff yoke. The closing is made at the back with buttons and button-holes. The full shirt-sleeves are finished with wristbands that are overlaid with lace, the standing collar being similarly decorated; and a broad sash which encircles the waist is tied in a large bow at the back.

The dress will make up attractively in all sorts of silken, woollen or cotton fabrics, in either plain, plaid, checked or striped varieties; and either plain or fancy velvet, silk, Surah, etc., may be used for the collar and wristbands. Feather-stitching done with silk of a contrasting color may ornament the skirt and prettily define the plaits in the waist, and fancy braid, silk or velvet ribbon, rosettes, gimp or lace may be added in any pretty way preferred. Decoration may be omitted altogether if a perfectly plain finish be desired, without detracting from the good effect of the dress.



3518

Right Side-Front View.



3518

Left Side-Back View.

MISSSES' TEA-GOWN OR HOUSE-DRESS. (COPYRIGHT.)

(For Description see Page 276.)

FIGURE No. 464 L.—GIRLS' CLOAK.

(For Illustration see Page 270.)

FIGURE No. 464 L.—This illustrates a Girls' cloak. The pattern, which is No. 3508 and costs 1s. 3d. or 30 cents, is in eight sizes for girls from five to twelve years of age, and may be seen in two views on page 275 of this *DELINEATOR*.

In the present instance the cloak is shown developed in dark-brown chevrot, a silver clasp being the only applied garniture. The round body of the garment is closely adjusted to the figure, and the full skirt, which is joined to the body, is arranged at the center of the front and back in well pressed plaits that flare to the edge, which is finished with a deep hem. The fronts are hemmed and are closed with buttons and button-holes. The sleeves are in coat-sleeve shape, and a high standing collar with rounding ends is at the neck. The full cape is arranged in



3494

Back View.

GIRLS' COSTUME. (COPYRIGHT.)

(For Description see Page 276.)

FIGURE No. 463 L.—GIRLS' DRESS.

(For Illustration see Page 270.)

FIGURE No. 463 L.—This illustrates a Girls' dress. The pattern, which is No. 3509 and costs 1s. or 25 cents, is in seven sizes for girls from three to nine years

a series of plaits across the back and over the shoulders; the plaits extend but a short distance from the top, and the fulness below falls gracefully to the edge. The right side edge is plaited and caught beneath a fancy clasp to the left shoulder in military style, the fulness below the plaits falling into a series of soft, pretty folds.

This jaunty top-garment may be stylishly developed in English tweed, homespun, cloth, beaver and various other cloakings adapted to the intermediate season or to Winter wear. Braid, machine-stitching, fur of any kind, Astrakhan, etc., may be added for trimming, or a perfectly plain finish may be adopted. Deep fur cuffs may finish the wrists prettily.

The broad-brimmed hat is becomingly trimmed with stiff loops of gros-grain ribbon.

FIGURE NO. 465 L.—GIRLS' COAT.

(For Illustration see Page 270.)

FIGURE NO. 465 L.—This illustrates a Girls' coat. The pattern, which is No. 3531 and costs 1s. 3d. or 30 cents, is in eight sizes for girls from five to twelve years of age, and may be seen developed on page 277 of this magazine.

Tan-colored cloth and dark-green velvet are here pictured in the coat. The fronts are loose and close in double-breasted style with large velvet buttons. They are shaped to accommodate the rolling collar, which is faced with velvet, the facing extending for a short distance below the collar. The back is superbly adjusted by side-back gores and a curving center seam, and extra fulness allowed at the middle three seams below the waist-line is underfolded to produce the effect of a box-plait at each side of the center. The shapely coat-sleeves are trimmed with pointed cuffs of velvet that turn upward from the wrists and are ornamented with buttons. Pocket-laps that are pointed at their lower edges and trimmed at the upper corners with buttons are sewed over the hips, and the cape sections, which are of graduated length and are smoothly adjusted by darts on the shoulders, are fastened permanently beneath the collar.

All sorts of light-weight cloaking fabrics will be selected for the development of this stylish coat, with braid, machine stitching or fancy buttons for decoration. A coat of this kind developed in beaver, kersey, diagonal, Jacquard or other heavy material for Winter wear will be most stylishly trimmed with narrow bands of Persian lamb, sable, monkey, lynx, seal or beaver fur.

The felt hat is trimmed at the front and back with-ribbon bows.

FIGURE NO. 466 L.—GIRLS' DRESS.

(For Illustration see Page 271.)

FIGURE NO. 466 L.—This illustrates a Girls' dress. The pattern,

which is No. 3533 and costs 1s. or 25 cents, is in eight sizes for girls from five to twelve years of age, and is shown in two views on this page.

Old-rose cashmere and white silk are here united in the dress, and ribbon, lace and feather-stitching contribute the decoration. The front and sides of the skirt fall in broad double box-plaits that are well pressed in their folds and flare prettily toward the edge, which is finished with a deep hem; and the back hangs in full, graceful folds from gathers at the top. The skirt is trimmed near the bottom with three rows of feather-stitching and is joined to the fanciful body, which is closely adjusted to the figure. The seamless yoke is gathered into soft, pretty folds about the upper part of the body, and its lower edge is concealed beneath the top of the plaited front and back portions, the flaring plaits of which are ornamented with feather-stitching. A frill of lace follows the rounding lower outline of the yoke, and a section of ribbon defines the slightly pointed lower edge of the body and is tied in a pretty bow of long loops and ends at the left side. The leg-o'-mutton sleeves are sufficiently full at the top to rise stylishly above the shoulders, and are trimmed

above the lower edge with feather-stitching; and the smooth linings extending below them are covered with dainty puffs finished at the wrist edges with frills of lace. A moderately high standing collar provides a becoming finish for the neck.

Cashmere, serge, camel's-hair, flannel, Surah, China silk, foulard, etc., will develop attractively in this way, and velvet or some other fancy fabric may be used for decoration. Vandyke points, lace, feather-stitching done in silk of a harmonizing or contrasting color, or embroidered bands may be applied for a foot trimming; or a simple finish may be adopted throughout.



3509

Front View.



3509

Back View.

GIRLS' DRESS. (COPYRIGHT.)

(For Description see Page 277.)



3533

Front View.



3533

Back View.

GIRLS' DRESS. (COPYRIGHT.)

(For Description see Page 277.)

FIGURE NO. 467 L.—GIRLS' DRESS.

(For Illustration see Page 271.)

FIGURE NO. 467 L.—This illustrates a Girls' dress. The pattern, which is No. 3519 and costs 1s. or 25 cents, is in eight sizes for girls from five to twelve years of age, and is shown again on page 275 of this magazine.

In this instance the dress is pictured developed in plaid and plain wool goods and plain velvet. The full, round skirt is finished at the bottom with a deep hem, and the top is gathered and joined to the body, which has a smooth front and back of lining. Arranged over the

smooth front is a full front that is effectively disclosed between jacket fronts. The jacket fronts are rounding at their lower edges and curved at the top to follow the rounding outline of the velvet yoke-facing, and their upper corners are trimmed with rosettes of velvet ribbon. The full backs are arranged in gathers to correspond with the full front, and the lining exposed in round-yoke shape at the top of the front and backs is faced with velvet.

The full puff sleeves are gathered at the top and bottom; the smooth linings are trimmed at the wrists with deep cuff-facings of plaid goods, and a standing collar is at the neck.

All sorts of seasonable dress materials, either of silken or woollen texture, will make up prettily in this way, and combinations of cashmere, serge, flannel, etc., with fancy silk, velvet or novelty goods in striped, checked or plaid designs will be stylish and becoming. Rows of velvet or satin-edged ribbon, embroidered bands, fancy braid or feather-stitching may trim the edge of the skirt, and rosettes of velvet ribbon or braid may ornament the body.

MISSSES' COSTUME.

(For Illustrations see Page 272.)

No. 3502.—A handsome illustration of this costume, showing it made of serge, velvet and silk, is given at figure No. 453 L in this DELINEATOR, passementerie providing the decoration.

In the present instance the costume is pictured made of golden-brown cashmere and écreu China silk. The foundation skirt is fashioned in the regulation four-gored style and is entirely concealed by a drapery, which is finished at the bottom with a hem and gathered across the top of the gores, the gathers being pressed in backward-turning plaits that are tacked at the hips and lose their folds near the knees. At the back the drapery is arranged in five backward-turning plaits at each side of the center, the plaits being well pressed in their folds and flaring with fan effect to the edge.

The fanciful basque is made over a smooth lining that is adjusted by single bust darts, under-arm and side-back gores and a curving center seam, the closing being made at the center of the front with hooks and eyes. Fully yoke-sections which join in seams at the shoulders are arranged upon the lining, their fulness being regulated by gathers at the top and bottom. Concealing the lower edge of the yoke at the left side is a plain, low-necked front which is adjusted smoothly below the bust by a forward-turning plait that slants upward from the lower edge. On the right side is a full surplice-front, which is arranged in upward-turning plaits at the shoulder and arm's-eye edges and is crossed over the smooth front in regulation fashion, the fulness in the front edge being collected in a cluster of upward-turning plaits that are fastened beneath a knot of the material to the low-necked front back of the plait. A full, low-necked back is arranged over the back and side-back gores, and the fulness is collected in three backward-turning plaits at each side of the center. The full sleeves are made over coat-shaped linings and are gathered at the top to rise high across the shoulders; the lower edges are also gathered and sewed to the linings, being shaped to show the linings in deep, pointed cuff fashion; and the cuff effect is heightened by facings of silk. A high standing collar is at the neck.

All seasonable dress fabrics may be selected for a costume of this kind, and combinations of wool goods with materials of silken texture for the yoke and full sleeves will be especially effective. Cashmere, merino, serge and foulé will make up attractively with velvet, Surah, India silk, etc.; or one material may be used throughout, with good effect.

We have pattern No. 3502 in seven sizes for misses from ten to sixteen years of age. To make the costume as represented for a miss of twelve years, will need four yards and three-eighths of dress goods forty inches wide, with one yard and three-eighths of silk twenty inches wide. Of one material, it calls for eight yards and seven-eighths twenty-two inches wide, or four yards and a-half forty-four inches wide. Price of pattern, 1s. 6d. or 35 cents.



3519

Front View.



3519

Back View.

GIRLS' DRESS. (COPYRIGHT.)

(For Description see Page 277.)

MISSSES' DRESS.

(For Illustrations see Page 272.)

No. 3525.—This dress is shown made of écreu camel's-hair at figure No. 455 L in this DELINEATOR, satin-edged ribbon being used for trimming.

Plaid dress goods are here united with plain velvet in the development of the dress, and a slide and gilt buttons provide the decoration. The body is quite picturesque in effect and simple in design. It has a smooth front fitted by single bust darts and nicely revealed in V shape by a surplice that is drawn far down at the center by a shirring and a handsome slide. The surplice passes into the shoulder and under-arm seams and is slightly full at the shoulder edges, the fulness being drawn by gathers. The revealed part of the plain front is ornamented at the center with a row of buttons and at each side by a diagonal row which extends from the shoulder

seam to the bust. Fancy backs are arranged upon smooth backs of lining fitted by side-back gores and closed invisibly at the center. The back edge of each fancy back is turned under for a hem, in front of which two backward-turning plaits are laid. Under-arm gores complete the adjustment of the waist, producing a smooth effect at the sides. At the neck is a standing collar. The stylish leg-o'-mutton sleeve is gathered at the top to produce the fashionable curve across the shoulder and is decorated along the lower part of the seam with a row of gilt buttons. The full, round skirt is formed of joined breadths of the material and finished at the bottom with a deep hem. The top is drawn by gathers and sewed to the body, from which it falls in natural folds. The plaited



3508

Front View.



3508

Back View.

GIRLS' CLOAK. (COPYRIGHT.)

(For Description see Page 278.)

front end of a wide sash-tie is inserted in each under-arm seam, and each tie is carried to the end of the closing and arranged in a loop and end, the ties being crossed at the closing and fastened to position beneath a fancy buckle.

Combinations are especially adaptable to the mode, although, if preferred, a single material may be used throughout. All sorts of woollen goods will develop stylishly in this way, and velvet or silk

will unite effectively with them. Buttons, fancy buckles, fancy stitching or any preferred garniture may be adopted to suit individual taste, and the decoration may be as simple or elaborate as desired.

We have pattern No. 3525 in seven sizes for misses from ten to sixteen years of age. As shown for a miss of twelve years, it needs four yards of dress goods forty-four inches wide, and a yard and three-fourths of velvet twenty inches wide. Of one material, it calls for eight yards and seven-eighths twenty-two inches wide, or four yards and seven-eighths forty-four inches wide. Price of pattern, 1s. 3d. or 30 cents.



3524

Front View.

MISSSES' COAT. (COPYRIGHT.)
(For Description see Page 278.)

rows of shirring, which draw it to the center; and the fulness of the front is disposed in three plaits that turn toward the left and are tacked at the waist-line, above and below which they flare prettily. At the arm's-eye the fulness of the front is collected in gathers; and the upper parts of the right basque-front and Princess front are faced with novelty goods in round-yoke outline. The standing collar is of the novelty goods, and may be omitted if a low effect at the neck be desired. The right front laps widely over the Princess front, to which it is fastened on the shoulder; and below the shoulder it slants to the waist-line and is closed with hooks and eyes the entire length, a diagonal effect being produced above the waist-line. The low neck is finished with a cording of the material. The full sleeves are arranged over coat-shaped linings, the exposed parts of which are faced with novelty goods, with deep cuff effect; the fulness at the upper and lower edges is drawn by gathers, and the lower part droops prettily over the facing. Plaited belt-sections inserted in the under-arm seams are carried forward and caught together at the left side of the front beneath a rosette-bow of the novelty goods.

This stylish tea-gown will develop attractively in all sorts of dress goods, such as cashmere, foulé, nun's-vailing, challis, Danish cloth, camel's-hair, fancy flannel, China or India silk, etc. Combinations are especially pretty for it, and novelty goods, velvet or silk will unite charmingly with any of the woollen fabrics. If preferred,

ribbon may be used for the belt sections, and sometimes the low neck will be decorated with feather-stitching or with a Greek-key or other design in braid or ribbon.

We have pattern No. 3518 in seven sizes for misses from ten to sixteen years of age. Of one material for a miss of twelve years, the garment calls for eight yards and a-fourth twenty-two inches wide, or four yards and seven-eighths forty-four inches wide, each with a yard and an-eighth of novelty goods twenty-two inches wide for the collar, etc. Price of pattern, 1s. 3d. or 30 cents.

GIRLS' COSTUME.

(For Illustrations see Page 273.)

No. 3494.—Light-colored Henrietta and black velvet are associated in this costume at figure No. 462 L in this magazine, velvet, ribbon and gilt buttous forming the garniture.

The costume is here represented made of dark-green cashmere and velvet, with velvet and gilt braid for decoration. The full, round skirt is formed of joined breadths of the material and is finished at the bottom with a deep hem, and the top is drawn by gathers and finished with a belt. The body is quite picturesque in effect. The front consists of a pointed yoke and a full lower-portion arranged upon a smooth front of lining, the fulness of the lower portion being regulated by gathers at the top and bottom and drawn well to the center. Two rows of narrow braid follow the lower edge of the yoke, with pretty effect. Jacket fronts

which are rounded away prettily at their lower corners and followed at the front and lower edges with braid pass into the under-arm and shoulder seams and reveal the front with the effect of a fancy vest. A pointed girdle of velvet is arranged over the lower part of the front and is decorated at the top and bottom with two rows of braid. The remainder of the adjustment of the body is completed by under-

arm and side-back gores, and all the seams terminate at the waist-line so that the parts fall in square tabs, which are outlined, except at the back edges of the backs, with braid arranged in trefoil designs at the ends of the seams. The closing is made with buttons and button-holes to the waist-line. At the neck is a standing collar that is decorated at the top and bottom with a row of braid. The stylish leg-o'-mutton sleeves are gathered at the top to produce the fashionable high effect above the shoulders, and are decorated at the wrists with cuff facings of velvet trimmed at their upper edges with two rows of braid. The belt of the skirt is tacked underneath to the



3524

Back View.

MISSSES' COAT. (COPYRIGHT.)
(For Description see Page 278.)



3491

Front View.

MISSSES' JACKET. (COPYRIGHT.)

(For Description see Page 278.)



3491

Back View.

body at the center of the front and at the seams to connect the parts comfortably.

This attractive costume will develop stylishly in all sorts of dress goods, and combinations are especially adaptable to it. Velvet, silk or a contrasting color or shade of the same material will unite handsomely with any of the popular dress fabrics. Fancy braid, cord, gimp or any preferred decoration may be used effectively upon the costume. A dainty little costume made up in this

style has the skirt of Gobelin-blue cashmere, the full front of pale-rose *crêpe* and the rest of the body of Gobelin-blue velvet.

We have pattern No. 3494 in eight sizes for girls from five to twelve years of age. Of one material for a girl of eight years, it will require five yards and five-eighths twenty-two inches wide, or two yards and seven-eighths forty-four inches wide. As represented, it will require three yards of cashmere forty inches wide, with half a yard of velvet twenty inches wide. Price of pattern, 1s. 3d. or 30 cents.

GIRLS' DRESS.

(For Illustrations see Page 274.)

No. 3509.—By referring to figure No. 463 L in this *DELINEATOR*, this dress may be seen made of gray figured wool goods, with lace and buttons for garniture.

The dress is a simple and attractive style and is here represented made of plain dress goods. The full, round skirt is hemmed deeply at the lower edge, and the upper edge is drawn by gathers and sewed to the body, which is picturesque in effect and made over a smooth lining shaped by shoulder and under-arm seams and closed invisibly at the back. The full front and backs are arranged in six plaits at each side of the center of the front and at each side of the closing, the plaits extending some distance from the lower edge and being held in place with feather-stitching.

The shoulder seams of the front and backs are made separately from those of the lining. The fulness is regulated by gathers in the neck edge and by a row of shirring some distance below the neck; and at the lower shirring the front and back are sewed to the lining so that the fulness above droops prettily with the effect of a puff yoke. At the neck is a standing collar decorated at its upper and lower edges with feather-stitching; and the shirt sleeves are gathered at the top and bottom and finished with wristbands, which are also trimmed at the upper and lower edges with feather-stitching. Ribbon encircles the waist and is tied in long loops and ends at the back.

The dress will develop attractively in cashmere, Henrietta cloth, serge, camel's-hair, foulé, nun's-vailing, challis, all-wool Surah, tamise, etc.; and all varieties of cotton goods will also make up effectively.

Feather-stitching will form a very dainty decoration, and when done in embroidery silk of a contrasting shade, will be very effective; one or several rows may hold the hem of the skirt in position.

We have pattern No. 3509 in seven sizes for girls from three to nine years of age. Of one material for a girl of eight years, the garment requires five yards and an-eighth twenty-two inches wide, or two yards and three-fourths forty-four inches wide. Price of pattern, 1s. or 25 cents.



3489

Front View.

MISSSES' BASQUE. (COPYRIGHT.)

(For Description see Page 279.)

GIRLS' DRESS.

(For Illustrations see Page 274.)

No. 3533.—Different materials and trimmings are shown in this dress at figure No. 466 L in this *DELINEATOR*.

Plaid dress goods and plain silk are here united in the dress, and soutache braid and ribbon provide the decoration. The body has a smooth lining, that is fitted by under-arm and side-back gores and closed at the back with buttons and button-holes. Over the lining are arranged a full, low-necked front and backs, and a full, seamless yoke that is gathered at the upper and lower edges and sewed to

position under the low-necked portions. The full front is disposed in three forward-turning plaits at each side of the center, and three backward-turning plaits are arranged in each back near the closing, the plaits flaring prettily toward the neck. The back edges of the backs are turned under for hems, and the under-arm gores are visible between the front and backs and are smoothly covered with the dress goods. The top of the low-necked portions is decorated with a box-plaited ruffle, above which and

resting upon the yoke is a scroll design done with soutache braid. At the neck is a standing collar. The leg-o'-mutton sleeve, which is shortened at the wrist, is gathered to rise above the shoulder and is arranged over a coat-shaped lining that reaches some distance below. The lower edge of the sleeve is decorated with a scroll of soutache braid and rests prettily over a full puff, which is gathered at the top and bottom and covers the exposed part of the lining. The full skirt is finished with a deep hem at the bottom, and the top is arranged in a double box-plait at the center of the front and also at each side, the plaits being well pressed in their folds; back of the plaits the top of the skirt is gathered, and the skirt is sewed to the body, from which it falls with graceful effect. Ribbon follows the lower outline of the body and is tacked in several plaits at the center of the

front, the loose ends being bowed prettily at the left side of the front.

The mode will develop attractively in all sorts of cotton, woollen and silken fabrics, and combinations are especially effective. India, Surah, foulard or China silk will generally be used for the yoke and puffs, and soutache braid, fancy cord or some simple garniture may form the decoration. Velvet, moiré or grosgrain ribbon will be used for the lower outline of the body and may be tied at the center of the back or at one side, as preferred.

We have pattern No. 3533 in eight sizes for girls from five to twelve years of age. For a girl of eight years, it requires six yards and seven-eighths of material twenty-two inches wide, or three yards and a-fourth forty-four inches wide. In the combination shown, it will need three yards and a-fourth of plaid dress goods forty inches wide, with a yard of plain silk twenty inches wide. Price of pattern, 1s. or 25 cents.

GIRLS' DRESS.

(For Illustrations see Page 275.)

No. 3519.—At figure No. 467 L in this magazine this dress is again shown.

Plaid and plain wool goods are here united in the dress, and ribbon rosettes and fancy buttons supply the decorations. The full, round skirt is finished at the bottom with a deep hem, and the top is gathered and joined to the fanciful body, from which the skirt falls in natural folds. The full, low-necked front and backs of the body meet in short shoulder seams and are arranged upon high-necked portions that are

fitted by shoulder and under-arm seams and closed at the back with hooks and eyes. The fulness in the low-necked portions is becomingly drawn toward the center of the front and back by gathers arranged at the top and bottom, the fulness at the front being prettily disclosed between the rounding edges of low-necked jacket-fronts which pass into the shoulder and under-arm seams. The smooth portions are exposed at the top in round-yoke shape and are trimmed with a yoke facing of plain goods; and the coat-shaped



3489

Back View.

MISSSES' BASQUE. (COPYRIGHT.)

(For Description see Page 279.)

lining exposed at deep cuff depth below the full puff sleeve is also faced with the plain goods to look like a round cuff, and decorated at the back with a row of buttons. At the neck is a standing collar. The jacket fronts are trimmed along their front edges with fancy buttons, and a rosette of ribbon matching the plain material in the dress is decoratively placed over the joining of the body and skirt at the center of the back.

The dress may be stylishly developed in plain or figured Surah, cashmere, serge, etc.; or wool goods of any kind may be used in combination with silk, Surah or velvet for the jacket fronts, full sleeves and yoke facings. Rows of velvet ribbon or of fancy stitching done in some pretty color may be applied to the skirt for a foot trimming, and braid, stitching or Vandyke lace may ornament the yoke and cuffs; or a plain finish may be adopted throughout.

We have pattern No. 3519 in eight sizes for girls from five to twelve years of age. As represented for a girl of eight years, it requires three yards and a-fourth of plaid dress goods forty inches wide with half a yard of plain dress goods in the same width. Of one material, it calls for six yards and a-half twenty-two inches wide, or three yards and five-eighths forty-four inches wide. Price of pattern, 1s. or 25 cents.

GIRLS' CLOAK.

(For Illustrations see Page 275.)

No. 3508.—Another illustration of this cloak may be observed by referring to figure No. 464 L in this DELINEATOR, where it is shown made of dark-brown cheviot.

The cloak is here illustrated made of cloth and decorated with a fancy clasp. The full, round skirt is finished at the lower and front edges with hems, and is laid in three forward-turning plaits near each front edge and in four backward-turning plaits at each side of the center of the back; between the plaits it is gathered across the top, which is joined to the round body. Single bust darts, under-arm and side-back gores and a curving center seam fit the body snugly, and the closing is made with buttons and button-holes. At the neck is a standing collar with rounding front ends, and the sleeves are in the regulation coat-sleeve shape. Included in the seam with the collar is a circular cape, which extends a short distance below the waist-line and is quite full; the fulness is arranged in small backward-turning plaits across the back and over the shoulders, and the plaits are tacked underneath at their outer folds with coarse linen thread or embroidery silk or stayed with a narrow silk tape. The right side is extended and laps widely over the left, the front edge being caught up in four plaits that turn toward the neck edge, and confined beneath a fancy clasp on the left shoulder, with true military effect.

All sorts of light-weight cloths and coatings may be employed for a cloak of this description. When the texture of the goods will permit, the edges of the cape may be left unfinished; or they may be pinked or simply finished with machine-stitching.

We have pattern No. 3508 in eight sizes for girls from five to twelve years of age. To make the cloak for a girl of eight years, will need six yards and seven-eighths of material twenty-two inches wide, or three yards and a-half forty-four inches wide, or three yards and an-eighth fifty-four inches wide. Price of pattern, 1s. 3d. or 30 cents.



3503

Front View.



3503

Back View.

MISSSES' BASQUE. (COPYRIGHT.)

(For Description see Page 279.)

MISSSES' COAT.
(For Illustrations see Page 276.)
No. 3524.—Another illustration of this coat may be observed by referring to figure No. 457 L in this DELINEATOR, where it is shown made of cloth and trimmed with fur.

In the present instance the coat is pictured made of cloth, with machine-stitching for a finish. The adjustment is performed by under-arm darts, side-back gores, and a curving center seam which ends a little below the waist-line at the top of hemmed coat-laps. The side-back seams disappear at the top of coat-plaits, which are well pressed in their folds to the lower edge and are marked at the top with buttons. At the neck is a rolling collar, that is closed under the roll with a hook and eye and followed at its edges with a row of stitching. The closing of the fronts is made with buttons and button-holes to some distance below the waist-line. The sleeves are in coat-sleeve shape, and a cuff is outlined upon each with machine-stitching, two buttons being ornamentally placed below the stitching just in front of the outside seam. A cape is joined in the seam with the collar; it

reaches to the waist-line, and the upper part is fitted smoothly over each shoulder by two darts. The front edges of the cape are turned under for hems, which are machine-stitched to position, the stitching being continued along the lower edge. A pocket is inserted in each side of the front and is finished with a welt, the ends and upper edge of which are followed by stitching.

The fashion may be handsomely developed in diagonal, corkscrew, cheviot, lady's-cloth or tricot in dark-blue, green, brown, dark-red, tan or some other fashionable shade. Velvet will sometimes be used for the collar and pocket-welts, and the edges of the coat may be finished with machine-stitching or be left perfectly plain. A handsome coat may be made of beaver in a dark shade of green, the edges of the cape and collar being bordered with black Persian lamb, which will also cover the pocket welts. The buttons may be covered with fur, the closing being made with hooks and eyes. A very pretty effect may be produced by making the cape of Astrakhan, in which case a facing of Astrakhan may be added to the cuffs.

We have pattern No. 3524 in seven sizes for misses from ten to sixteen years of age. For a miss of twelve years, the coat requires six yards and a-fourth of material twenty-two inches wide, or three yards and an-eighth forty-four inches wide, or two yards and five-eighths fifty-four inches wide. Price of pattern, 1s. 6d. or 35 cents.

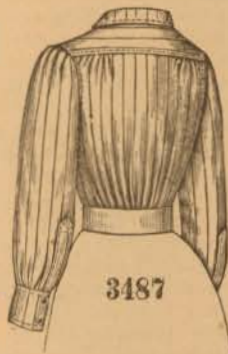


3487

Front View.



3487



3487

Back View.

MISSSES' SHIRT-WAIST. (COPYRIGHT.)

(For Description see Page 280.)

MISSSES' JACKET.

(For Illustrations see Page 276.)

No. 3491.—By referring to figure No. 458 L in this DELINEATOR, this jacket may be seen made of seal-plush.

Seal-plush is the material here pictured in the jacket, and brown satin was used for lining. The adjustment is performed by single bust darts, under-arm and side-back gores, and a curving center seam that terminates a little below the waist-line at the top of coat-laps. A

closing is made at the front with hooks and loops, an underlap being sewed to the left front. The sleeves are in coat-sleeve style and are gathered at the top to stand stylishly high above the shoulders. The high collar is exceedingly stylish in effect; it is shaped to flare or widen toward the upper edge and is slightly rolled at the corners.

Beaver, diagonal, chevron, kersey and all sorts of cloaking fabrics will develop attractively by the mode, and braid or machine-stitching may be used for trimming. Camel's-hair, serge, tweed and

similar dress fabrics may be used for jackets of this kind, and a lining of prettily colored silk may be added, with good effect.

We have pattern No. 3491 in seven sizes for misses from ten to sixteen years of age. To make the jacket for a miss of twelve years, will require three yards and an-eighth of material twenty-two inches wide, or a yard and five-eighths forty-four inches wide, or a yard and three-eighths fifty inches wide, or a yard and a-fourth fifty-four inches wide, each with three yards of silk twenty inches wide to line. Price of pattern, 1s. or 25 cents.

GIRLS' COAT.

(For Illustrations see Page 277.)

No. 3531.—At figure No. 465 L in this *DELINEATOR* this coat is shown again, the materials being cloth and velvet.

A handsome quality of cloth was here used for the coat. The adjustment is performed by under-arm darts, side-back gores, and a curving center seam that ends below the waist-line at the top of an under-folded box-plait; and each side-back seam disappears at the top of an under-folded, backward-turning plait, the arrangement of the plaits producing the effect of two single box-plaits on the outside. The fronts are lapped widely and closed in double-breasted fashion to some distance below the waist-line with buttons and button-holes, and above the closing they are cut out slightly. At the neck is a stylish shawl-collar that is finished along the edge with a piping of silk followed by a line of machine-stitching. The coat sleeve has a deep, fancy cuff finished with machine-stitching and a piping of silk to accord with the collar, two buttons being placed for ornament on the back of the cuff. A large pocket-lap arranged over each hip is pointed at its lower corners and finished with stitching and a piping of silk along its loose edges, and a button is placed at each upper corner. A handsome cape, formed of three sections of graduated length and uniform lower outline, and fitted smoothly by single darts on the shoulders, is joined in the seam with the shawl collar, its lower and front edges being finished with machine-stitching and a piping to accord with the other edges.

Plain, checked and striped coatings are especially well liked for this coat, and so are flannel and many varieties of lightweight cloth. A finish of machine-stitching is always in good taste, and if further ornamentation be desired for the garment, a piping of silk or velvet or a fancy cord or braid may outline the edges of the collar, cuffs, pocket-laps and cape sections with very good effect. Astrakhan or fur will form a pretty and seasonable decoration for the collar, cuffs and pocket laps.

We have pattern No. 3531 in eight sizes for girls from five to twelve years of age. To make the coat for a girl of eight years, will require six yards of material twenty-two inches wide, or three yards and a-fourth forty-four inches wide, or two yards and five-eighths fifty-four inches wide. Price of pattern, 1s. 3d. or 30 cents.

MISSSES' BASQUE.

(For Illustrations see Page 277.)

No. 3489.—This basque forms part of the toilette illustrated at figure No. 454 L in this magazine, where it is shown in a combination of plain velvet and spotted China silk, with buttons for decoration.

The basque is here represented made of checked dress goods.

It is designed to close at the left shoulder and under-arm seams, the closing being in this instance made invisibly; and the lower outline is rounding. The front is arranged over fronts of lining that are fitted by single bust darts and closed down the center with buttons and button-holes. A pretty fullness is introduced in the front at each side of the center; it is regulated by two rows of shirring at each shoulder edge, and also by a cluster of short shirrings at each side of the center at the waist-line, the cluster at the right side being tacked to the lining and that at the left side to a stay arranged underneath. The back is arranged over a back of lining that is fitted by a curving center seam and side-back gores. It is smooth across the shoulders and full below, the fullness being well drawn to the center by a group of short shirrings at the waist-line, below which it falls free. Between the front and back are under-arm gores which complete the superb adjustment; and at the neck is a standing collar that closes in a line with the left shoulder seam. The sleeves, which are quite full at the top and fit smoothly below, are arranged over coat-shaped linings; the fullness is drawn by gathers, and the tops rise stylishly high above the shoulders.

A basque of this description will form a stylish accompaniment for any of the fashionable walking-skirts, which may be made of the same color and material or may form a decided but harmonious contrast. Cashmere, Scotch tweed, camel's-hair, Henrietta cloth, cheviot, cable-cord, serge, all-wool Surah, etc., will develop stylishly by the mode. The collar and sleeves may be made of velvet, which in combination with the soft woollen goods will prove very effective.

We have pattern No. 3489 in seven sizes for misses from ten to sixteen years of age. To make the garment for a miss of twelve years, will require two yards and five-eighths of material twenty-two inches wide, or a yard and a-fourth forty-four inches wide, or a yard

and an-eighth fifty-four inches wide. Price of pattern, 1s. or 25 cents.

MISSSES' BASQUE.

(For Illustrations see Page 278.)

No. 3503.—This basque is shown made up bias in tartan plaid at figure No. 456 L in this *DELINEATOR*.



3500

Front View.

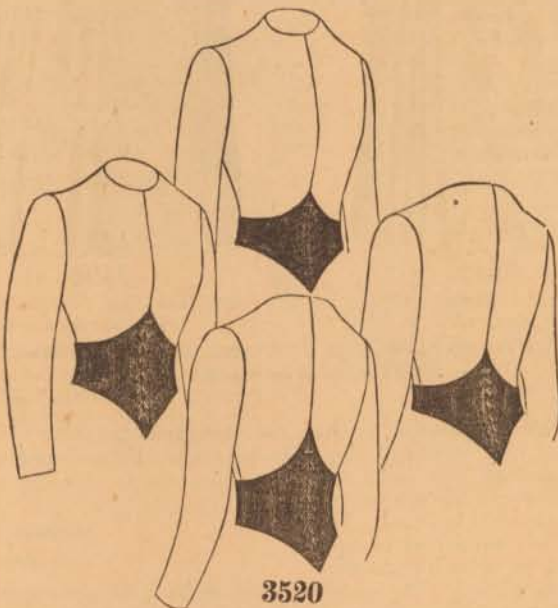


3500

Back View.

GIRLS' APRON. (COPYRIGHT.)

(For Description see Page 280.)



3520

MISSSES' BODICE-GIRDLES. (COPYRIGHT.)

(For Description see Page 280.)

Dress goods were used for the basque in this instance, with gilt buttons for decoration. The adjustment is performed by single bust darts, under-arm and side-back gores, and a curving center seam that ends a little below the waist-line. The basque is deeply pointed at the center of the front and well curved at the sides and forms stylish coat-tails at the back, the tails being decorated with a row of gilt buttons along each side-back seam. A lap which is tapered narrowly toward the lower edge is joined to the front edge of the right front and extends upon the left front to effect a diagonal closing, which is made with buttons and button-holes. At the neck is a standing collar. The full sleeves are arranged over coat-shaped linings, and the fulness at their tops is regulated by gathers which produce a high effect across the shoulders; below the elbow the sleeves fit closely and are decorated along their inside seams with gilt buttons, which extend some distance above the wrist edge.

The basque is appropriate for wearing with any style of walking skirt, which it may match or contrast with. All varieties of dress goods will develop stylishly by the mode, and fancy buttons, passementerie, Vandyke points or fancy braid may provide the decoration, which may be as simple or elaborate as desired.

We have pattern No. 3503 in seven sizes for misses from ten to sixteen years of age. To make the garment for a miss of twelve years, will require two yards and three-fourths of material twenty-two inches wide, or a yard and three-eighths forty-four inches wide, or a yard and an-eighth fifty-four inches wide. Price of pattern, 1s. or 25 cents.

MISSSES' SHIRT-WAIST.

(For Illustrations see Page 278.)

No. 3487.—Other views of this shirt-waist are given at figures Nos. 460 L and 461 L in this magazine, where other materials are pictured.

The shirt-waist is here represented made of plain percale, and also of striped percale. The fronts are turned under at the front edges for hems, back of which a shallow plait is made. The plait is machine-stitched to position quite near its outer fold, and a line of stitching is also made along the fold of the hem, the effect of a box-plait being thus produced. Back of the plait in each front are made three forward-turning tucks, which are stitched to position; and the closing is made down the center of the front with studs. The upper part of the back is a shallow yoke, to the lower edge of which is sewed the lower portion, which has a slight fulness gathered at its upper edge midway between the center and each arm's-eye edge; and the fronts and backs are joined by shoulder and under-arm seams, the latter terminating some distance above the lower edge, which, as well as the loose side edges, is narrowly hemmed. The pattern provides two collars as illustrated, and either may be used as preferred. The rolling collar is mounted on a band that tapers narrowly to its ends, which are closed with a stud. The standing collar is turned over in Piccadilly style at the ends. The shirt sleeve is gathered at the top and bottom and finished with a deep cuff that is closed with studs. At the back of the arm the sleeve is slashed for some distance above the cuff; the back edge of the slash is finished with an overlap that is pointed at the top and followed at all its edges by machine-stitching, and the front edge is narrowly hemmed. At the waist-line a casing is applied across the back, and a tape is inserted which draws the fulness in to the figure. The waist may be worn under or outside the skirt, as preferred, and any style of sash or belt may be used.

The shirt-waist, which is very popular just now, is especially pretty to wear with a blazer, and any style of walking skirt, whether round, gathered, plaited or gored may accompany it. Outing flannel, per-

cale, chambray, flannel, wash silk, Surah or any preferred material will develop stylishly by the mode, and the closing may be made with studs or buttons and button-holes. Feather-stitching may decorate the tucks, collar and wristbands, if a more fanciful effect be desired; and when it is done with a harmonizing color of silk, the result will be extremely ornamental.

We have pattern No. 3487 in eight sizes for misses from eight to fifteen years of age. To make the garment for a miss of twelve years, will require three yards of material twenty inches wide, or two yards and a-half twenty-seven inches wide, or a yard and three-fourths thirty-six inches wide, or a yard and a-half forty-four inches wide. Price of pattern, 1s. or 25 cents.

GIRLS' APRON.

(For Illustrations see Page 279.)

No. 3500.—This little apron, which will frequently serve as an over-dress, is extremely dainty in effect. It is represented made of plaid gingham and decorated with embroidered edging. The full, round skirt is finished at the bottom with a deep hem and at the back edges with narrower hems. Its top is drawn by gathers and sewed to the low-necked body, which is fitted by under-arm and short shoulder seams and closed at the back with buttons and button-holes. The neck is cut in square outline and decorated with embroidered edging, and the arms' eyes are similarly trimmed. The plaited ends of sash-ties are inserted in the under-arm seams, and the ties are bowed prettily at the back, their free ends being hemmed.

The apron will develop prettily in lawn, cambric, nainsook, percale, batiste, gingham, chambray, seersucker or any suitable material. Embroidered edging, ruffling, crocheted lace, washable laces, such as Valenciennes, Medici or torchon, and feather-stitching will trim it effectively; and sometimes a flounce of embroidery or lace will be added to the lower part. The apron will prove very serviceable to assume overpartly worn dresses, as it conceals all but the sleeves and the upper part of the waist.

We have pattern No. 3500 in ten sizes for girls from three to twelve years of age. To make the apron for a girl of eight years, will require three yards and a half of mate-


rial twenty-seven inches wide, or two yards and a-half thirty-six inches wide. Price of pattern, 10d. or 20 cents.

MISSSES' BODICE-GIRDLES.

(For Illustrations see Page 279.)

No. 3520.—One of these girdles is worn with a shirt-waist at figure No. 461 L in this magazine, where it is shown made of black velvet.

In this instance the girdles are pictured made of velvet, with silk for lining. The girdles are exactly alike in construction and differ only in depth, one extending quite deeply under the arm, while the other is of belt depth at the sides. Each girdle is in two parts, and each part is composed of a front, back and two side-gores, the backs being slightly deeper than the fronts. The girdles are shaped to curve nicely to the figure and are lined throughout with silk and interlined with canvas or stiff crinoline. All the seams are boned to secure a smooth adjustment, and near the ends the parts are stitched to form casings, in which bones are inserted. Eyelets are worked at each end, and a silk lace drawn through them provides the means of closing at the back and front.



Side-Front View, Showing Girdle Attached.

Side-Back View, Showing Skirt Finished with a Belt.

MISSSES' WALKING SKIRT, WITH REMOVABLE GIRDLE. (COPYRIGHT.)

(For Description see Page 281.)

Velvet or cloth matching that in the skirt with which they are worn is generally employed in making these girdles, which are now very fashionable and may be worn with a blouse or shirt. Such girdles are always plainly finished.

We have pattern No. 3520 in eight sizes for misses from eight to fifteen years of age. To make the larger girdle for a miss of twelve years, will require half a yard of material twenty inches wide, with half a yard of silk twenty inches wide to line; while for the smaller girdle, three-eighths of a yard of goods twenty inches wide, with three-eighths of a yard of silk twenty inches wide to line, will suffice. Price of pattern, 7d. or 15 cents.

MISSES' WALKING SKIRT, WITH REMOVABLE GIRDLE.

(For Illustrations see Page 280.)

No. 3492.—By referring to figures Nos. 454 L and 460 L in this

foundation, which is fashioned in the approved four-gored style, is concealed beneath a full drapery that is finished at the bottom with a deep hem. At the front the drapery is arranged in two deep, well pressed plaits at each side of the center, and back of these at each side two shallow, forward-turning plaits flare into the fulness below. Two shallow, forward-turning plaits adjust the drapery becomingly over each hip, and at the back a double box-plait is arranged at each side of the center, a placket being finished at the left side.

This skirt may be worn with or without the girdle, which is included in the pattern. The girdle is straight across at its lower edge and rounded away prettily at the upper front and back corners. It consists of a front, back and two side-gores for each side and is closed at the back with silk cord laced through eyelets, a lacing also being arranged over the seam joining the fronts. The seams are well boned, and bones are also inserted in casings formed along the eyelets. If the girdle is intended to be a permanent accessory, it may be sewed to position along its lower edge.

With any variety of waist that may be worn under the skirt the girdle will be very stylish. All sorts of seasonable dress fabrics will make up attractively in a skirt of this description; and while applied decoration is not really necessary, rows of velvet or satin-edged ribbon or feather-stitching may be added for a foot trimming to a skirt, of

cashmere, Henrietta cloth, serge, etc. For cheviot, tweed, etc., rows of machine-stitching will form an appropriate decoration.

We have pattern No. 3492 in seven sizes for misses from ten to sixteen years of age.



FIGURE NO. 468 L.

FIGURE NO. 469 L.

FIGURE NO. 468 L.—CHILD'S TOILETTE.—This consists of Child's Cloak No. 3512 (copyright), price 10d. or 20 cents; and Bonnet No. 1896, price 5d. or 10 cents. FIGURE NO. 469 L.—LITTLE GIRLS' DRESS.—This illustrates Pattern No. 3529 (copyright), price 10d. or 20 cents. FIGURE NO. 470 L.—LITTLE GIRLS' DRESS.—This illustrates Pattern No. 3530 (copyright), price 10d. or 20 cents. FIGURE NO. 471 L.—LITTLE GIRLS' DRESS.—This illustrates Pattern No. 3515 (copyright), price 10d. or 20 cents.

(For Descriptions see Pages 282 and 283.)



FIGURE NO. 470 L.

FIGURE NO. 471 L.

magazine, this skirt may be observed made of spotted China silk, with velvet for trimming.

Vieux-rose Henrietta cloth was here selected for the skirt. The

For a miss of twelve years, it will require five yards and three-eighths of material twenty-two inches wide, or two yards and seven-eighths forty-four inches wide. Price of pattern, 1s. 3d. or 30 cents.

SPECIAL NOTICE.

TO SUBSCRIBERS:—

Subscribers to our Publications, when ordering a change in the Post-Office Address to which they wish their Publications mailed, are particularly requested to give their full former Address, together with the new Address, and state the month and year in which the subscription began. Thus:

THE DELINEATOR PUBLISHING CO. OF TORONTO, LIMITED:

Mrs. John Lockhart, formerly of Cannington, Ontario, whose Subscription for THE DELINEATOR began with April, 1890, desires her Address changed to Oshawa, Ont.

THE DELINEATOR PUBLISHING CO. OF TORONTO, LIMITED.

Styles for Little Folks.

FIGURE No. 468 L.—CHILD'S TOILETTE.

(For Illustration see Page 281.)

FIGURE No. 468 L.—This consists of a Child's cloak and bonnet. The cloak pattern, which is No. 3512 and costs 10d. or 20 cents, is in six sizes for children from six months to five years of age, and is differently portrayed on page 285 of this DELINEATOR. The bonnet pattern, which is No. 1896 and costs 5d. or 10 cents, is in four sizes from one to seven years of age, and may be seen again on its accompanying label.

Ecru cashmere and brown velvet are here combined in the stylish little cloak, and ribbon rosettes trim it prettily. The long, full skirt is hemmed deeply at the bottom, and the top is gathered and joined to the short velvet body, from which it falls in pretty, soft folds to the edge. The fronts and back are joined in shoulder and under-arm seams, and the closing is made at the front with buttons and button-holes. The velvet sleeves, which are made overcoat-shaped linings, rise stylishly above the shoulders and are trimmed at the wrists with cuff facings of the cashmere. Cashmere is also used for the turn-over collar, which is mounted on a band. A rosette of velvet is placed at each side of the center of the waist over the joining of the skirt.

The bonnet is made of brown velvet and has a center-piece that shapes a point at the front and extends to the neck between the sides, which are joined to it in well curved seams. The seams and the edges of the bonnet are finished with cordings of silk. High loops of silk trim the front of the bonnet, and silk ties are bowed beneath the chin.

Plain and embroidered cashmere, serge, flannel and Surah will frequently be selected for the cloak, and a pretty trimming will be added. Lace, embroidery, braiding, feather-stitching, and for Winter wear fur of some fashionable variety may be applied in any preferred way for decoration. A dainty cloak may be made of dark-brown cloth and velvet the same shade. The collar and cuffs will be of otter or beaver fur, and larger fur buttons may take the place of the rosettes. Silk, velvet, plush and cloth will generally be chosen for bonnets of this kind, which may, if preferred, match the garments they accompany. Lace, fur, cording or piping may be appropriately used for trimming.

FIGURE No. 469 L.—LITTLE GIRLS' DRESS.

(For Illustration see Page 281.)

FIGURE No. 469 L.—This illustrates a Little Girls' dress. The pattern, which is No. 3529 and costs 10d. or 20 cents, is in five sizes for little girls from two to six years of age, and is shown in two views on page 284 of this DELINEATOR.

In the present instance light and dark cashmere are associated in the dress, and satin-edged ribbon provides a dainty trimming. The full, seamless yoke is arranged over the short body of the dress, and gathers in the upper and lower edges dispose the fulness prettily at the front and back. The lower edge of the yoke is overlapped by the upper portion of the full skirt, which is arranged at the top in rows of smocking that form a frill at the edge and confine the fulness nicely to the figure. Below the smocking the skirt hangs in natural folds to the edge, which is finished with a deep hem and trimmed with three rows of satin-edged ribbon. The fulness of the shirt sleeves is prettily drawn at the wrists by shirrings, and over each sleeve is arranged a short puff sleeve, the fulness of which is regulated by gathers in the upper edge and smocking that forms a frill at the lower edge. The standing collar is here omitted in favor of a downward-turning frill of lace that affords a dainty finish at the neck.

This picturesque little dress will make up particularly well in cashmere, merino, Henrietta cloth, serge, flannel and other soft woollens that may be smocked to advantage, and pretty color contrasts will often be effected by using sewing silk of a harmonizing shade for the smocking. The yoke will often be of China, India or wash silk, or, for very dressy occasions, of *crêpe de Chine*, gazine, etc. Feather-stitching may be applied in several rows for a foot trimming, or fancy braid, lace, embroidery, etc., may be added in any pretty way suggested by individual fancy.



FIGURE No. 472 L.

FIGURE No. 473 L.

FIGURE No. 472 L.—LITTLE GIRLS' TOILETTE.—This consists of Little Girls' Coat No. 3521 (copyright), price 10d. or 20 cents; and Cap No. 2989 (copyright), price 5d. or 10 cents. FIGURE

No. 473 L.—LITTLE GIRLS' COAT.—This illustrates Pattern No. 3499 (copyright), price 10d. or 20 cents.

(For Descriptions see Page 283.)

FIGURE No. 470 L.—LITTLE GIRLS' DRESS.

(For Illustration see Page 281.)

FIGURE No. 470 L.—This illustrates a Little Girls' dress. The pattern, which is No. 3530 and costs 10d. or 20 cents, is in five sizes

for little girls from two to six years of age, and is differently pictured on this page of this magazine.

Fine-checked cheviot and plain velvet were here employed in making the dress, and gilt buttons and gold cord supply the garnitures. The full, round skirt falls in natural folds from gathers at the top, where it joins the body; and the bottom is deeply hemmed and trimmed with a broad band of velvet. The front and back of the body are joined in shoulder and under-arm seams, and over the lower part of the front are arranged plaited bodice-ports of velvet that are effectively trimmed with gilt buttons arranged in clusters. The full sleeves are made over coat-shaped linings, which are finished at the wrists with cuff facings of velvet; and over the tops of the arms are disposed caps that are deeply slashed and trimmed with gold cord laced over gilt buttons. At the neck is a turn-over collar. Sash-ties, the plaited ends of which are sewed at the under-arm seams, are prettily bowed at the back.

The mode will develop attractively in cashmere, Surah, merino, flannel, serge and, in fact, dress goods of all seasonable varieties; and combinations of plain materials with plaid, checked or striped novelty goods will be very stylish. Lace, embroidery, feather-stitching, bands of velvet in rows or fancy braid may be applied in any pretty way for decoration, or a plain finish may be adopted.

FIGURE No. 471 L.—
LITTLE GIRLS' DRESS.
(For Illustration see Page 281.)

FIGURE No. 471 L.—This illustrates a Little Girls' dress. The pattern, which is No. 3515 and costs 10d. or 20 cents, is in seven sizes for little girls from two to eight years of age, and may be seen in two views on this page.

Green cashmere and velvet were here selected for the dress, and gros-grain ribbon in a harmonizing shade provides the garniture. The skirt falls in full, graceful folds from gathers at the top, and the bottom is finished with a deep hem. The skirt is joined to the long body, which has a full, low-necked front arranged over a plain, high-necked front of lining. Gathers at the neck, shoulder and lower edges draw the fullness in graceful folds over the front, and the low neck is finished with a cording of velvet. The lining exposed in round-yoke shape at the top is faced with velvet and ornamented with ribbon applied in basket fashion. The back is arranged to correspond with the front, and the closing is made at the center with buttons and button-holes. The full sleeves are gathered to velvet wristbands, which are each trimmed with a band of ribbon and a bow; full rosettes of similar ribbon decorate the front, and long loops and ends fall from beneath the rosette at the left side. The neck is simply finished with a cording of the two materials.

This graceful style is adaptable to India or China silk, Surah, cashmere, Henrietta cloth and serge, as well as to all kinds of washable goods, the simplicity of its construction rendering it particularly appropriate to goods that are to be frequently laun-

dered. Lace, ribbon, gimp, novelty bands or goods of contrasting texture and color may be added for decoration, or a plain finish may be adopted.

FIGURE No. 472 L.—LITTLE GIRLS' TOILETTE.

(For Illustration see Page 282.)

FIGURE No. 472 L.—This consists of a Little Girls' coat and cap. The coat pattern, which is No. 3521 and costs 10d. or 20 cents, is in five sizes for little girls from two to six years of age, and may be seen in two views on page 285 of this *DELINEATOR*. The cap pattern, which is No. 2989 and costs 5d. or 10 cents, is in four sizes from one to seven years of age, and is differently shown on its accompanying label.

In this instance the coat is pictured made of light-colored cloth, and dark Astrakhan provides the garniture. The full, round skirts fashionably long and falls in graceful folds from the short body, to which it is joined; and its front and lower edges are finished with hems. The front and back of the body are joined in shoulder and under-arm seams, and the closing is made at the front with buttons and button-holes. The full sleeves are gathered at the top and bottom, and the smooth lining exposed to cuff depth is trimmed with Astrakhan. The standing collar is faced with Astrakhan, and narrow bands to match ornament the edges of the three cape sections, which are of graduated depth and are permanently sewed beneath the collar.

The cap, which is here made of cloth matching that in the coat, consists of a front and a narrow, circular crown. The front is slightly full at its back edge, which is sewed to the crown; and its ends join in a seam at the back. The edge of the cap is trimmed with Astrakhan, and ribbon ties are prettily bowed under the chin.

The coat is adaptable to heavy, rich silks, soft woollens and cloakings of all kinds. Gilt, metallic or fancy braid may outline the edges of the cape sections, or a simple finish of machine-stitching may be adopted. A dressy coat may be made of écru Bengaline, with bands of marabou edging the cape sections and cuffs of the same at the wrists. Cloth, plush, velvet, etc., will frequently be chosen for the cap, and

a band of fur, a ruching of silk or tiny loops of baby ribbon will provide a pretty framing for the face.

FIGURE No. 473 L.—LITTLE GIRLS' COAT.

(For Illustration see Page 282.)

FIGURE No. 473 L.—This illustrates a Little Girls' coat. The pattern, which is No. 3499 and costs 10d. or 20 cents, is in six sizes for little girls from two to seven years of age, and is differently pictured on page 284 of this magazine.

Dark-blue cloth, velvet and gray Astrakhan are here associated in the coat. The skirt is long and full and is gathered at the top and



3515

Front View.



3515

Back View.

LITTLE GIRLS' DRESS. (COPYRIGHT.)

(For Description see Page 284.)



3530

Front View.



3530

Back View.

LITTLE GIRLS' DRESS. (COPYRIGHT.)

(For Description see Page 284.)

joined to the fanciful body, its lower and front edges being finished with hems. Boléros of Astrakhan are arranged over the smooth fronts of the body, and the collar, which extends in a deep point at each side of the closing and in similar points upon the back, is made of velvet. The full puff sleeves are also of velvet and are gathered at the top and bottom, and the smooth linings exposed below the puffs are trimmed with cuff facings of Astrakhan. Astrakhan buttons are placed upon the fronts below the collar, and over them is looped cord to make an ornamental closing.

Surah, Bengaline, Henrietta cloth, cashmere, silk, serge and various other materials suitable for the top garments of little folks will develop attractively by the mode, and many dainty combinations may be effected by uniting velvet with goods of either silken or woollen texture. Beaver, Persian lamb, otter, sable and numerous other furs may be added for decoration, but the quaint garment is so picturesque that applied garniture is not really needed to bring out its dressy and stylish effect.

The velvet Tam O' Shanter hat is prettily trimmed with an ostrich tip caught with a fancy pin.



Front View.



Back View.

LITTLE GIRLS' DRESS. (COPYRIGHT.)

(For Description see Page 283.)

LITTLE GIRLS' DRESS.

(For Illustrations see Page 283.)

No. 3515.—Another illustration of this dress is given at figure No. 471 L in this DELINEATOR.

The little dress is here pictured made of cashmere and silk of a contrasting color. The full, round skirt is formed of joined breadths of the material; the lower edge is finished with a deep hem, and the upper edge is drawn by gathers and sewed to the long-waisted body, which is quite picturesque in effect. The full, low-necked front and backs are arranged over a plain front and backs of lining, which are joined by shoulder and under-arm seams; and the closing is made invisibly at the back. The fullness of the full portions is regulated by gathers in the neck, shoulder and lower edges, and the exposed part of the plain portion is faced with silk to produce the effect of a round yoke, the lower edge of the facing being followed by a cording of silk. At the neck are a similar cording and a frill of lace. The shirt sleeves are gathered at the upper and lower edges and joined to wristbands that are finished with cordings of silk at the upper and lower edges and decorated at the lower edges with frills of lace. A rosette-bow of ribbon is placed on the center of the front at the joining of the skirt and body.

This little dress will develop prettily in cashmere, serge, nun's-veiling, camel's-hair, all-wool Surah and many other soft woollen fabrics. Combinations are especially pretty for it, and China, India or Surah silk will unite daintily with any of the above goods. Feather-stitching may be used to decorate the hem of the skirt and follow the outline of the wristbands and facing, and when done in a

harmonizing shade of silk it will be very effective. Cotton goods will also develop prettily by the mode, and lace or embroidered edging may provide the trimming.

We have pattern No. 3515 in seven sizes for little girls from two to eight years of age. Of one material for a girl of five years, the dress requires three yards and seven-eighths twenty-two inches wide, or two yards and an-eighth forty-four inches wide, with half a yard of silk twenty inches wide for the wristbands, etc. Price of pattern, 10d. or 20 cents.

LITTLE GIRLS' DRESS.

(For Illustrations see Page 283.)

No. 3530.—By referring to figure No. 470 L in this magazine, this dress may be seen differently made up.

In this instance the dress is pictured made of dress goods in two contrasting colors and decorated with feather-stitching. The front and back of the body are joined by shoulder and under-arm seams, and the closing is made at the back with buttons and button-holes. Upon each side of the front is arranged a bodice portion that is turned down deeply at the top for a hem and laid in two upturning plaits that flare widely toward the back edge, which passes into the under-arm seam, the hem and each plait being

decorated for a short distance back of the front edge with feather-stitching. The bodice portions join in a short seam at the center of the front and widen gradually toward the back edges to extend into the arms'-eyes. The turn-over collar is in two sections, which flare

at the front and back, the loose edges being decorated with feather-stitching. The full sleeve is gathered at the top and bottom and arranged over a coat-shaped lining, which is exposed to cuff depth and faced with the darker material, the upper and lower edges of the facing being also ornamented with feather-stitching. Over the top of the sleeve is arranged an ornamental sleeve, which is gathered to rise prettily on the shoulder and cut out in inverted V-shape on the upper side, all the loose edges being followed with feather-stitching. The full, round skirt is hemmed deeply at the bottom and trimmed with a deep band of the darker goods, the upper edge of the band being feather-stitched to position. The top of the skirt is drawn by gathers and sewed to the body. Wide sash-ties are inserted



Front View.



Back View.

LITTLE GIRLS' COAT. (COPYRIGHT.)

(For Description see Page 285.)

in the under-arm seams and tied in a large bow, their free ends being finished with broad, feather-stitched hems.

The garment will develop prettily in all sorts of dress goods, such as cashmere, nun's-veiling, camel's-hair, gingham, percale and numerous other woollens and cottons; and combinations are especially adaptable to it. Silk, velvet or a contrasting color of the same material will unite stylishly with any of the popular dress fabrics, and the trimming may be as simple or elaborate as may be desired.

Feather-stitching done in a harmonizing or contrasting shade of embroidery silk will form a very effective decoration.

We have pattern No. 3530 in five sizes for little girls from two to six years of age. Of one material for a girl of five years, the dress requires six yards and an-eighth twenty-two inches wide, or two yards and seven-eighths forty-four inches wide. As represented, it needs two yards and a-fourth of light dress goods forty inches wide, with a yard and three-fourths of dark dress goods forty inches wide. Price of pattern, 10d. or 20 cents.

LITTLE GIRLS' DRESS.

(For Illustrations see Page 284.)

No. 3529.—A different view of this dress is given at figure No. 469 L in this magazine.

The little dress is exceedingly picturesque in effect and is here shown made of cashmere and silk. The body has a plain front and back, upon which is arranged a full puff-yoke; the front and back are joined by under-arm and shoulder seams, and the closing is made invisibly at the back. The yoke is seamless and is drawn by gathers at the upper and lower edges, the lower edge being sewed to the body. At the neck is a standing collar, from the upper edge of which falls a frill of lace. The full, round skirt reaches to the ankles and is hemmed deeply at the bottom, the hem being caught to place with feather-stitching; the upper edge is turned down for a finish, and the skirt is smocked deeply with embroidery silk, the upper row of smocking forming the edge into a pretty frill. The smocked part of the skirt is set upon the outside of the body, the upper row of smocking being sewed over the lower edge of the yoke; under the arms the skirt passes into the arms'-eyes: and below the smocking it falls in natural folds to the bottom. The shirt sleeve is gathered at the upper edge, and a casing is applied some distance above the wrist edge, a tape being run into the casing to draw the sleeve in at the wrist and form a pretty frill at the edge. Over the upper part of each sleeve is arranged a short, puffed sleeve, which is gathered at the top, and turned up deeply and smocked for some distance at the bottom, the lowest row of smocking forming the edge into a dainty frill.

This charming little dress, with its long skirt and short body, is especially becoming to little women. Combinations are favored for the development of the mode, silk, mull or some other soft material uniting daintily with any of the soft wool fabrics, among which cashmere, Henrietta cloth, nun's-veiling, and goods of similar texture are the favorites. The smocking will be done most effectively in a contrasting color of embroidery silk. Trimmings may be altogether dispensed with on this dress, but a pretty foot decoration will generally be applied.

We have pattern No. 3529 in five sizes for little girls from two to six years of age. As represented for a girl of five years, the dress will require three yards and a-fourth of cashmere forty inches wide, with a yard and three-eighths of silk twenty inches wide. Of one material, six yards and three-eighths twenty-two inches wide, or three yards and three-eighths forty-four inches wide, will suffice. Price of pattern, 10d. or 20 cents.



3521

Front View.



3521

Back View.

LITTLE GIRLS' COAT. (COPYRIGHT.)

(For Description see this Page.)



3512

Front View.



3512

Back View.

CHILD'S CLOAK. (COPYRIGHT.)

(For Description see Page 286.)

LITTLE GIRLS' COAT.

(For Illustrations see Page 284.)

No. 3499.—This stylish little coat is again shown at figure No. 473 L in this magazine, where it is pictured made of light cloth in combination with velvet and Astrakhan, Astrakhan buttons forming the garniture.

Light plaid cloth and dark-green velvet are here united in the coat, and dark-green ribbon supplies the decoration. The full, round skirt, which is cut bias, is hemmed deeply at the bottom, and narrower hems finish the front edges. The top is drawn by gathers and sewed to the short, round body, which is shaped by under-arm and shoulder seams and closed invisibly at the center of the front. A velvet boléro is arranged upon each front, and the back being made of velvet, the effect produced is that of a Spanish jacket. The collar falls in two long, flaring points between the boléros and on the back and is curved to be quite narrow on the shoulders, and a bow of ribbon is placed beneath the collar in front, its long ends falling upon the skirt. The full sleeves are arranged over coat-shaped linings, which are exposed to cuff depth and faced with velvet. The fulness of the

sleeves is regulated by gathers at the top and bottom, and the sleeves droop in deep puff fashion over the facings.

A coat of this description will develop stylishly in light-weight cheviot, tricot, diagonal, serge, flannel, cashmere, etc.; and velvet, corduroy, Astrakhan or novelty goods will unite handsomely with any of these. The skirt will be equally pretty when cut the straight way of the material, but in plaid goods the bias effect is more popular at present. The coat requires very little decoration, the ribbon bow being generally sufficient; but, if preferred, several rows of velvet ribbon or braid may trim the bottom of the skirt. A pretty coat unites gendarme-blue cloth and velvet of a darker shade, three rows of velvet ribbon being applied just above the lower edge.

We have pattern No. 3499 in six sizes for little girls from two to seven years of age. To make the coat as represented for a girl of five years, will require two yards and three-eighths of plaid cloth fifty-four inches wide, and three-fourths of a yard of velvet twenty inches wide. Of one material, it needs five yards and five-eighths twenty-two inches wide, or three yards forty-four inches wide, or two yards and a-half fifty-four inches wide. Price of pattern, 10d. or 20 cents.

LITTLE GIRLS' COAT.

(For Illustrations see this Page.)

No. 3521.—At figure No. 472 L in this DELINEATOR this handsome little coat is shown made of light cloth, the trimming being provided by dark Astrakhan.

Gray-blue cloth was here used for the coat, with black fur for decoration. The full skirt is hemmed deeply at the lower edge, and narrow hems finish the front edges. The upper edge is drawn by gathers and sewed to the body, which is fitted by shoulder and under-arm seams and closed with buttons and button-holes. At the

neck is a standing collar overlaid with fur; and the full sleeves are gathered at the top and bottom and arranged over coat-shaped linings which are exposed to cuff depth and faced with fur. A triple cape composed of graduated sections of uniform lower outline is included in the seam with the standing collar; it fits smoothly about the shoulders and is finished at all its edges with a single row of machine-stitching.

This stylish little coat will develop well in all sorts of light-weight cloths and coatings, and also in many of the heavier dress goods. When the texture of the goods will permit, the edges of the cape sections may be pinked or left unfinished. Sometimes a fancy cord will follow the outline of each section, and machine-stitching is always in good taste. Fur or Astrakhan will form a stylish decoration for the collar and sleeves, and if desired, the cape sections may be made of Astrakhan. A pretty lining is always in order, especially when dress goods are made up.

We have pattern No. 3521 in five sizes for little girls from two to six years of age. To make the coat for a little girl of five years, will require five yards and seven-eighths of material twenty-two inches wide, or three yards and an-eighth forty-four inches wide. If goods fifty-four inches wide be chosen then two yards and an-eighth will suffice. Price of pattern, 10d. or 20 cents.

CHILD'S CLOAK.

(For Illustrations see Page 285.)

No. 3512.—Other materials and trimmings are shown in this cloak at figure No. 468 L in this DELINEATOR.

Wood-colored lady's-cloth and Sicilienne are united in the cloak in this instance. The short-waisted body is fitted by shoulder and short under-arm seams, and the closing is made at the center of the front with buttons and button-holes. The deep, full skirt is finished at the lower and front edges with hems, and its top is drawn by gathers and sewed to the body. At the neck is a round, turn-over collar mounted on a narrow band that is closed at the throat. The fashionable leg-o'-mutton sleeves are arranged over coat-shaped linings, and the fullness at the top is drawn by gathers to produce the becoming raised effect above the shoulders.

Light-weight cloths and coatings of every variety will develop stylishly by the fashion; and all sorts of dress goods, such as cashmere, serge, all-wool Surah, camel's-hair, and corded, grosgrain or armure silk will also make up handsomely. Combinations are much favored for the cloak, but for general wear one material is preferred. A handsome development of the mode unites écreu camel's-hair and golden-brown armure, with narrow brown ribbon for a foot decoration.

We have pattern No. 3512 in six sizes for children from six months to five years of age. To make the cloak as represented for

a child of five years, will require a yard and seven-eighths of lady's-cloth fifty-four inches wide, with a yard and three-eighths of Sicilienne twenty inches wide. Of one material, it calls for five yards and seven-eighths twenty-two inches wide, or two yards and three-fourths forty-four inches wide, or two yards and an-eighth fifty-four inches wide. Price of pattern, 10d. or 20 cents.

LITTLE GIRLS' COAT.

(For Illustrations see this Page.)

No. 3493.—A stylish little coat is illustrated in these engravings, cloth and velvet being chosen for it. The short, round body is shaped by shoulder and under-arm seams, and its fronts lap widely and close invisibly with buttons and button-holes. The fronts and back of the full skirt are joined by under-arm seams and finished at the lower and front edges with hems. The back of the skirt is arranged in two double box-plaits and sewed to the body on the outside some distance below its upper edge, which is deeply faced with velvet, the plaits falling in ruche fashion and showing the facing prettily. The side and arm's-eye edges of the back-skirt pass into the corresponding seams of the body. The right front of the skirt is laid in two single box-plaits and the left front in one box-plait, the right front lapping over the left so as to bring the first plait at the center of the front; and both fronts are sewed to the lower edge of the body. At the neck is a standing collar, and the fronts of the body are decorated with straps of velvet which extend upon the tops of the plaits and are pointed at their lower ends. The

full sleeves are arranged over coat-shaped linings, which are exposed to cuff depth and faced with velvet. The top of the sleeve is turned down deeply and gathered to form a frill, which stands high above the shoulder and tapers narrowly at each side.

The coat is very picturesque and will develop stylishly in all sorts of woollens, such as cloth, novelty goods, cashmere, serge, flannel, corduroy or any of the fashionable goods used for such garments. Combinations are especially adaptable to the mode, velvet being generally united with wool goods. Velvet, Hercules braid or fancy braid, etc., may be used for trimming, which may be applied in any tasteful manner preferred. Ribbon in rows will frequently trim the wrists of the sleeves and may also be added to the bottom of the skirt.

We have pattern No. 3493 in five sizes for little girls from two to six years of age. To make the garment for a girl of five years, will require a yard and seven-eighths of cloth fifty-four inches wide, with a yard and five-eighths of velvet twenty inches wide. Of one material, five yards and five-eighths twenty-two inches wide, or two yards and three-fourths forty-four inches wide, or two yards and a-fourth fifty-four inches wide, will suffice. Price of pattern, 10d. or 20 cents.



3493

Front View.



3493

Back View.

LITTLE GIRLS' COAT. (COPYRIGHT.)

(For Description see this Page.)

SPECIAL RATES FOR PACKAGES OF PATTERNS.

On orders for PACKAGES of Patterns the following discounts will be allowed, but the entire amount must be ordered at one time. In ordering, specify the patterns by their numbers.

On receipt of \$3.00, or 12s., we will allow a selection of \$4.00, or 16s., in Patterns.

On receipt of \$5.00, or £1, we will allow a selection of \$7.00, or £1 8s., in Patterns.

On receipt of \$10.00, or £2, we will allow a selection of \$15.00 or £3, in Patterns.

Patterns, when sent by Mail, are post-paid; but Parcels-Delivery or Express charges we cannot pay.

In making Remittances, if possible, send by Draft, Express Money-Order or Post-Office Money-Order. Do not risk Postal-Orders, Postal-Notes or money in a Letter without Registering it.

THE BUTTERICK PUBLISHING CO. [LIMITED].

Illustrated Miscellany.

HATS AND BONNETS.

(For Illustrations see Pages 287 and 288.)

Despite the appearance of several new and attractive styles in

at the left side of the crown, completing the simple but effective trimming. If liked, plain or colored velvet or striped or plaided taffeta may be used for draping the crown.

FIGURE NO. 2.—LADIES' FELT HAT.—This becoming hat is pictured in black felt. The brim is wide and is bound with black



FIGURE NO. 1.—LADIES' WALKING HAT.



FIGURE NO. 2.—LADIES' FELT HAT.

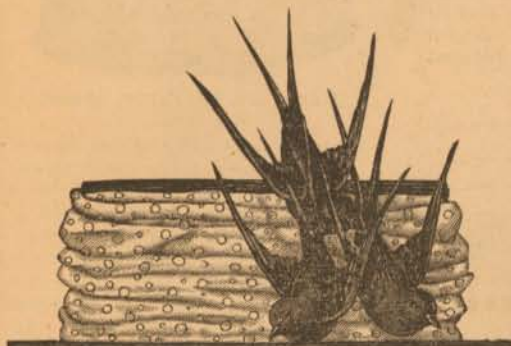


FIGURE NO. 3.—LADIES' FELT SAILOR HAT.



FIGURE NO. 4.—LADIES' TOQUE.



FIGURE NO. 6.—LADIES' FELT HAT.

(For Descriptions of Figures Nos. 1, 2, 3, 4, 5 and 6, see "Hats and Bonnets," on Pages 287 and 288.)

head-gear, the sailor and the English walking shapes retain their vogue. Their outlines are, however, somewhat modified. The crown of the walking hat is rather high and pointed and the brim curved high at the sides, and the sailor has a higher crown and a straighter brim than ever; but the severity of these shapes may be lessened by special styles and arrangement of garniture, as the pretty hats here illustrated will clearly show.

Birds and feathers in natural and fancy varieties are used for trimming to the exclusion of flowers, which seem to belong to a gayer and brighter season than Autumn and Winter; and velvet and silk ribbons and fancy silks are promised a long term of popular favor.

FIGURE NO. 1.—LADIES' WALKING HAT.—This hat is exceedingly stylish. The brim is faced with black velvet, and white Surah showing dark leaves is draped in graceful folds about the high crown, the folds of the silk being tacked invisibly to the crown, the sharp outline of which is thus agreeably softened. A large black bird is adjusted, head downward,

hatter's galloon. It is bent stylishly in front and rolls gradually toward the back, where it is deepest. An arrangement of black tips and aigrettes and a pompon of black Vandyke lace afford a rather high trimming at the back, and at the front are placed a bunch of ostrich tips and several aigrettes, just below which loops of narrow black velvet ribbon rest decoratively upon the crown, apparently holding the stems of the feathers in position. A narrow band of ostrich-feather trimming may edge the brim of a hat of this kind, and feathers may trim the crown as in this instance.

FIGURE NO. 3.—LADIES' FELT SAILOR HAT.—With a tailor-made gown or one of less severe style this hat may be worn with equal propriety. It is made of black felt, and around the crown is draped a section of white Surah showing white satin rings. Toward the back at the left side of the crown are placed three black swallows, whose sharp wings and tails stand stiffly above the crown. The decided contrast of black and white is exceptionally stylish in this instance.

FIGURE No. 4.—LADIES' TOQUE.—For dressy wear a toque is always in order. In this instance the frame is covered with dark-garnet Surah that is wrinkled over the crown and shirred on the wires forming the frame at the sides. A rather full puffing results from the lower row of shirring and produces a pretty face trimming. In front are grouped three fancy feather pompons; several loops of garnet grosgrain ribbon stand above the pompons, and a full aigrette, placed at the side of the pompons, curls over the ribbon loops. At the back are adjusted tie-strings of narrow garnet ribbon that are to be brought forward and bowed on the corsage.



FIGURE No. 7.—LADIES' FELT HAT.

(For Descriptions of Figures Nos. 7 and 8, see "Hats and Bonnets" on this Page.)

FIGURE No. 5.—LADIES' FELT HAT.—An effective shape in black felt is here pictured. The brim is wide at the front and rolls gradually toward the back, showing a facing of black velvet. Black grosgrain silk is knotted at the front of the brim and extended along the left side of the crown, the end of the silk being concealed by a large bow of black grosgrain ribbon, which stands high above the crown at the back. A large black bird is tacked at the back, its sharp wings rising above the loops of the bow, and its head resting against the outside of the brim, with stylish effect. A tiny black bird adjusted over the knot at the front of the brim would be a stylish addition to the trimming of the hat.

FIGURE No. 6.—LADIES' FELT HAT.—This artistic hat, which is designed for dressy wear, is made of dark-gray felt. The brim rolls at the left side and shows a facing of dark-gray velvet; and the front of the brim is perfectly flat. A large round bow of silver-gray grosgrain ribbon is placed at the left side of the crown, and above it rises a dark-gray ostrich feather, a similar feather resting against the crown at the front. Heliotrope and gray would form an equally stylish combination, the feathers on a gray hat of this style being heliotrope and the ribbon either gray or heliotrope.

FIGURE No. 7.—LADIES' FELT HAT.—Brown felt is the material shown in this hat, the broad brim of which is bent fantastically in front and tacked to the low crown at the back. The crown is encircled at its base by a band of brown velvet ribbon, and over it fall four full cream ostrich feathers. A hat of this kind would admirably complete an elegant reception toilette of brown Bengaline.

FIGURE No. 8.—LADIES' FELT TURBAN.—This turban may appro-

priately accompany a cloth or cheviot walking costume. It is made of brown felt, and the brim, which rolls evenly above the low crown, is faced with brown velvet. At the front are placed two large pompons made of loops of gold cord, and back of these are adjusted several loops and ends of gold grosgrain ribbon, which contrasts stylishly with the hat material. The shape is somewhat trying, but the wearing of a veil will frequently render it becoming to a face that would otherwise find it impossible.



FIGURE No. 8.—LADIES' FELT TURBAN.

slides of cord or passementerie are offered for use upon gowns that are decorated with trimmings of a similar nature. Indeed, unless a very elaborate dress be desired, these accessories afford sufficient ornamentation of themselves, without the application of other garniture.

Although sashes are no longer new, a most desirable air of novelty may be attained by their tasteful arrangement, the plainest

STYLISH LINGERIE.

(For Illustrations see Pages 288 and 289.)

Curiously devised buckles and



FIGURE No. 1.—FANCY APRON.

gown or one that shows signs of some wear being wonderfully freshened and beautified by a pretty sash uniquely adjusted.

The fancy apron is now so important an item in a fashionable woman's outfit, that la Mode has originated new and handsome designs to suit all tastes. The apron illustrated this month is as simple as it is pretty, and has the additional advantage of being an entirely new design.

FIGURE No. 1.—FANCY APRON.

—This apron is illustrated made of black Surah showing Roman stripes. The edges are fringed slightly, and the upper part is laid over a narrow ribbon matching the red of one of the stripes, so that it laps about a-fourth of a yard upon the longer portion, the ribbon being tied in a bow at the back. Aprons of this kind are especially dressy for afternoon wear, and may be made of any fancy silk that is alike on both sides. If desired, the ribbon ends

may be long and wide, thus forming a graceful bow of loops and ends at the back.

FIGURES Nos. 2, 3, 4, 5, 6, 7 AND 8.—FANCY RUCHINGS.—The stylish ruchings here shown are suitable for both dressy and plainly finished gowns for either street or house wear, and are made by the Kurshedd Manufacturing Co.

The ruching shown at figure No. 2 is composed of two rows of




FIGURE No. 2.

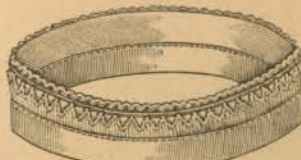


FIGURE No. 3.

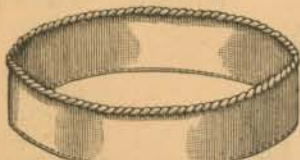


FIGURE No. 4.



FIGURE No. 5.

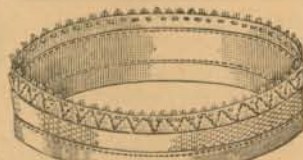


FIGURE No. 6.

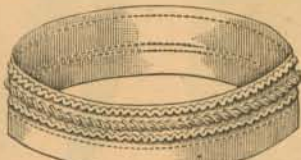


FIGURE No. 7.




FIGURE No. 8.

FIGURES Nos. 2, 3, 4, 5, 6, 7 AND 8.—FANCY RUCHINGS.

(For Descriptions of Figures Nos. 1, 2, 3, 4, 5, 6, 7 and 8, see "Stylish Lingerie," on this Page.)

white silk cord formed into tiny scollops, and a fine silk-edged box-plaiting of *lisse* placed between the narrow scolloped rows.

The ruching shown at figure No. 3 has white silk cord scrolled at the edge of a muslin band, and between this and an outside section of finely plaited *lisse* that is cut in points and outlined with white silk is visible a fold of *lisse* edged with gold cord.

At figure No. 4 the ruching is formed of a white satin band and white silk cord, the latter being the portion visible above the dress collar when the ruche is adjusted.

The ruching pictured at figure No. 5 consists of a black satin fold edged with tiny gilt beads and a black *lisse* fold edged with gilt soutache braid.

At figure No. 6 the ruching is composed of a fancy-edged band, a row of finely plaited *lisse* formed in points that are edged with silk, and a row of satin-edged armure ribbon.

The ruche pictured at figure No. 7 has a row of twisted white silk cord between two rows of cord formed into scollops.

Two rows of gold-and-white twisted silk cord and two rows of fancy silk-edged *lisse* form the ruche shown at figure No. 8.

FIGURE No. 9.

—DIRECTOIRE RUCHING.—This decoration is adaptable to all sorts of plain bodices and may be made of white ordelicate tinted *crêpe lisse*, *mousseline de soie* or *de chiffon* or China silk. In this instance it is fashioned from

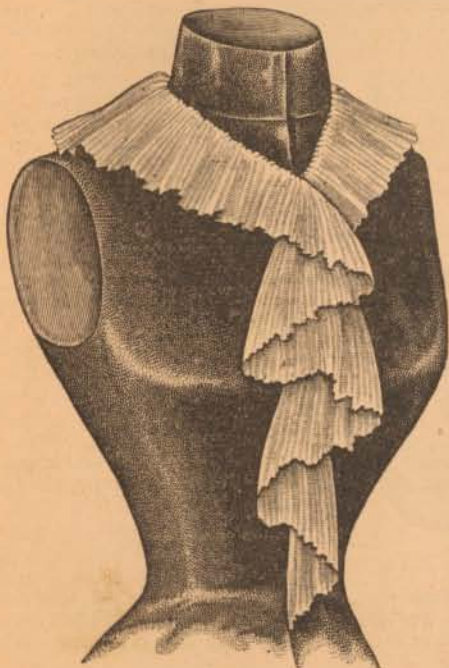


FIGURE No. 9.—DIRECTOIRE RUCHING.

pure-white *lisse* finely plaited to a narrow muslin band, which is turned under when the ruching is adjusted on the bodice. It lies flatly about the neck in collar fashion, and the ends are jabotted over the closing with soft cascade effect. If liked, the collar of the bodice may be omitted, and the neck turned in where the ruching flares above the cascade.

FIGURE No. 10.—GROUP OF SLIDES.—The accompanying engraving represents a number of Kursheedt's Standard cord slides. They are shown in oval, crescent, horse-shoe and other fanciful shapes, all of which accommodate themselves admirably to the new modes, being alike appropriate for basques, draperies and sashes. If a small, graceful design be chosen, several slides may be used upon the same costume.

FIGURE No. 11.—GROUP OF SASHES.—This group represents three different methods of arranging the long sash. The sashes here pictured are made of Surah and are of Kursheedt's Standard manufacture. The first sash to the left is black, and its ends are trimmed with deep netted black silk fringe. It is draped about the waist and disposed in a short loop and in two ends that fall to the edge of the skirt. The sash shown at the center is of a dainty shade of old-blue and is trimmed with a deep ornamental fringe of corresponding color. It is folded double about the waist and formed in a short loop and two ends of unequal length a little to the left of the center of the front. The third sash is cream-white and its ends are trimmed with white fringe having a deep, fancy heading. The sash is folded double and at intervals is drawn through cord slides of different sizes.

It is carried diagonally from the left shoulder to the right hip, below which it falls almost in a straight line to the edge of the

skirt, the slides restraining the fulness gracefully at their different points of adjustment. The effect of the arrangement, which some-

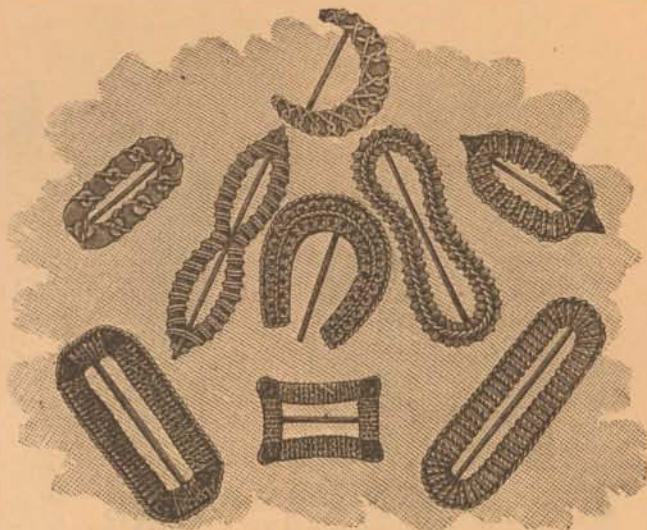


FIGURE No. 10.—GROUP OF SLIDES.



FIGURE No. 11.—GROUP OF SASHES.

(For Descriptions of Figures Nos. 9, 10 and 11, see "Stylish Lingerie," on this Page.)

what suggests a Greek drapery, is displayed to especial advantage upon a costume of black or dark-hued velvet.

DRESSMAKING AT HOME.

(For Illustrations see Pages 290 to 292.)

The fashionable bodice is so ingeniously closed that it seems at

was cut by pattern No. 3497, which is illustrated again in this magazine and costs 1s. 3d. or 30 cents.

The basque, which is pictured at figure No. 2, has square jacket-fronts of silk that are trimmed in bolero outline with passementerie and open over full surplice-fronts of velvet; the right surplice-front overlaps the left, and the fullness at the lower edge is disposed in plaits that are drawn through a buckle. Between the flaring edges of the surplice fronts the under-fronts are revealed with the effect of a full chemisette. The velvet sleeves rise high above the shoulders and fit smoothly below, and a velvet standing collar having pointed ends is at the neck.

Figure No. 3 represents the sleeve cut from silk. The top curves high and full above the shoulder, and the sleeve is shortened to extend to a little below the elbow, and trimmed at that edge with passementerie corresponding with that on the jacket fronts. The short sleeve will be favored when the basque is intended for evening wear. With skirt No. 3498, which costs 1s. 6d. or 35 cents, a basque of this description may be appropriately worn.

FIGURES NOS. 4 AND 5.—COMBINATION AND DECORATION FOR A LADIES' BASQUE AND SLEEVE.—Serge in a medium shade of gray and dark-gray velvet are associated in this basque, and velvet and silver braiding contribute the decoration.

The sleeve, pictured at figure No. 4, displays graceful folds above the elbow and rises quite high above the shoulders; a deep, pointed facing of velvet, all-over braided in a pretty design, is applied at the wrist, supplying a handsome cuff decoration.

The basque is shown at figure No. 5. The right front is full and is crossed in surplice fashion over the left front, which has a round-yoke upper part of velvet ornamented with a fancy braiding design, and a full lower portion that is shirred at the top to form a frilled heading. A narrow, pointed velvet girdle decorated to correspond with the yoke follows the lower outline of the right front. The sleeves are full at the top and are tacked in pretty folds



FIGURE NO. 1.—COMBINATION AND DECORATION FOR A LADIES' SKIRT.—(Cut by Pattern No. 3498; 9 sizes; 20 to 36 inches, waist measure; price 1s. 6d. or 35 cents.)



FIGURE NO. 2.



FIGURE NO. 3

FIGURES NOS. 2 AND 3.—COMBINATION AND DECORATION FOR A LADIES' BASQUE AND SLEEVE.—(Cut by Pattern No. 3497; 13 sizes; 28 to 46 inches, bust measure; price 1s. 3d. or 30 cts.)

first glance to have been seamed together on the wearer, without a thought of its future removal. In almost every instance the means of closing are concealed, even the plain bodice, which is secured in the regulation manner, being so trimmed that the method of its fastening is completely hidden from view.

The latest styles of bodices show fullness that is very popular just now, but the manner in which this fullness is introduced differs in almost every case, becomingness being duly considered in the designing.

Sleeves are full at the shoulders, but entirely smooth below the elbow, favoring the application of garnitures.

Several of the new skirts offer pleasing opportunities for the development of artistic combinations, glimpses of the foundation being frequently visible between the flaring edges of the draperies. There is little inclination for pronounced fluffy effects in draperies.

The shirt-waist is promised an extended vogue for house wear during Autumn and Winter, and the deep bodice-girdle is introduced as a fitting companion for it. This girdle gives a finished air to a toilette composed of a shirt-waist and a plainly draped skirt, and is wonderfully improving to both plump and slender figures.

FIGURE NO. 1.—COMBINATION AND DECORATION FOR A LADIES' SKIRT.—Light silk and dark velvet are united in this graceful skirt, and Kursheedt's Standard Escorial embroidered bands supply the decoration. The combination and decoration pictured suggest the suitability of the skirt to accompany basque No. 3497. Over the front-gore is arranged a tablier that is wrinkled at the top by plaits made at the side edges, below which the tablier falls smoothly, displaying to excellent advantage two Escorial bands applied just above the edge. The back-drapery is full at the center and plain at the sides, and between it and the tablier the velvet skirt is revealed in a long inverted V. The pattern used for this skirt was No. 3498, which is shown again in this magazine and costs 1s. 6d. or 35 cents.

FIGURES NOS. 2 AND 3.—COMBINATION AND DECORATION FOR A LADIES' BASQUE AND SLEEVE.—Light silk and dark velvet are associated in this stylish basque, and a gold buckle and Kursheedt's Standard Escorial embroidered bands provide the decoration. The basque



FIGURE NO. 4.



FIGURE NO. 5.

FIGURES NOS. 4 AND 5.—COMBINATION AND DECORATION FOR A LADIES' BASQUE AND SLEEVE.—(Cut by Pattern No. 3418; 13 sizes; 28 to 46 inches, bust measure; price 1s. 3d. or 30 cents.)

(For Descriptions of Figures Nos. 1, 2, 3, 4 and 5, see "Dressmaking at Home," on this Page.)

to the lining; and the velvet standing collar is prettily decorated with braiding, like the girdle and yoke. The pattern employed in

of this style may be worn with any pretty skirt of the same or of a contrasting material. Sleeves made and trimmed as illustrated will




FIGURE No. 7.

FIGURES NOS. 6 AND 7.—COMBINATION AND DECORATION FOR A LADIES' BASQUE AND SLEEVE.—(Cut by Pattern No. 3488; 13 sizes; 28 to 46 inches, bustmeasure; price 1s. 3d. or 30 cents.)

cutting this basque was No. 3418, which costs 1s. 3d. or 30 cents.

FIGURES NOS. 6 AND 7.—COMBINATION AND DECORATION FOR A LADIES' BASQUE AND SLEEVE.—Checked suiting and dark-brown velvet are associated in this pretty basque, and brown velvet ribbon and steel buckles comprise the decorations.

At figure No. 6 the sleeve is shown developed in the checked goods cut



FIGURE No. 12.

FIGURES NOS. 11, 12 AND 13.—COMBINATION AND DECORATION FOR SPECIAL PARTS OF A LADIES' COSTUME.—(Cut by Pattern No. 3534; 13 sizes; 28 to 46 inches, bust measure; price 1s. 8d. or 40 cents.)

(For Descriptions of Figures Nos. 6, 7, 8, 9, 10, 11, 12 and 13, see "Dressmaking at Home, on Pages 291 and 292.)

bias. The top is curved and full, and the wrist is trimmed with buckles and velvet bands to correspond with the basque. A basque

applied diagonally upon the upper part of the front at the left side, the pointed ends being drawn through ornamental buckles. The



FIGURE No. 8.



FIGURE No. 9.



FIGURE No. 10.

FIGURES NOS. 8, 9 AND 10.—ROSETTE, AND METHOD OF MAKING IT.

frequently be preferred to sleeves of velvet as pictured at figure No. 7.

A front view of the basque is pictured at figure No. 7. The basque is shirred once at each shoulder edge, and the fulness is disposed in three rows of shirring at the waist-line at each side of the center. The lower outline is pointed. Two bands of velvet ribbon of unequal length that are shaped to form points at their front ends are



FIGURE No. 13.

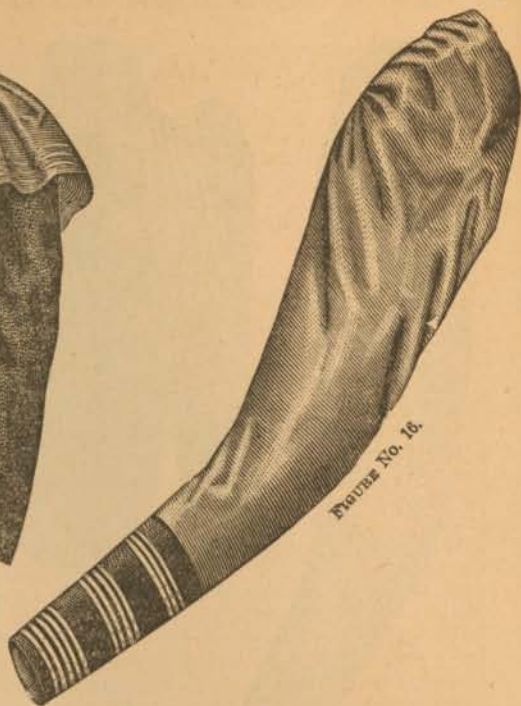
velvet standing collar fits the neck closely, and the velvet sleeves rise high above the shoulders. The pattern used in shaping this basque was



FIGURE NO. 14.—LADIES' SHIRT WAIST AND BODICE-GIRDLE.—(Shirt-waist cut by Pattern No. 3486; 13 sizes; 28 to 46 inches, bust measure; price 1s. 3d. or 30 cents. Girdle cut by Pattern No. 3510; 9 sizes; 20 to 36 inches, waist measure; price 10d. or 20 cents.)



FIGURE NO. 15.



FIGURES NOS. 15 AND 16.—STYLISH COMBINATION AND DECORATION FOR A LADIES' POLONAISE AND SLEEVE.

—(Cut by Pattern No. 3516; 13 sizes; 28 to 46 inches, bust measure; price 1s. 6d. or 35 cents.)

No. 3488, which is illustrated elsewhere in this magazine and costs 1s. 3d. or 30 cents.

FIGURES NOS. 8, 9 AND 10.—ROSETTE, AND METHOD OF MAKING IT.—At figure No. 8 is represented a completed rosette made of silk. Figure No. 9 shows a back view of the rosette, the silk being gathered to a circular piece of buckram, which forms the foundation.

At figure No. 10 the method of making the rosette is illustrated. Bias strips of silk are folded double, and each is gathered a short distance from its loose edges to form a ruffle, double thread being used to bear the strain of drawing. The ends of each ruffle are pointed, and the ruffle is sewed round and round the buckram as illustrated, until the rosette is formed, the number of strips necessary depending on the size of rosette desired. Rosettes may be made of the dress fabric, if this be of a soft texture, or of ribbon; when the latter is used, however, the gathers should be made at one longedge, the ribbon not being doubled.

FIGURES NOS. 11, 12 AND 13.—COMBINATION AND DECORATION FOR SPECIAL PARTS OF A LADIES' COSTUME.—The costume here illustrated is designed for evening wear, the materials used in its development being figured China silk, velvet, Surah and lace, the velvet and lace also entering into the decorations.

At figure No. 11 the sleeve is shown made of the silk. It is stylishly full at the top, and a row of fulled lace falls prettily over the hand from the wrist edge, a rosette of lace being adjusted at the inside of the arm over the ends of the lace frill. The pattern used in cutting this costume was No. 3534, which costs 1s. 8d. or 40 cents.

The basque-bodice is shown at figure No. 12. The fronts are prettily full, and between them is disclosed a full plastron of Surah that is adjusted on the lower part of the under-fronts, the upper part of the under-fronts being faced with velvet in square-yoke fashion. A row of lace is cascaded along the front edge of each full front, prettily framing the plastron and simulated yoke; and a narrow girdle of velvet follows the lower outline of the fronts. A standing collar of velvet is at the neck, and above it at the back rises a Medici collar of velvet that is lined with Surah. The sleeves are composed of lace so arranged that the points meet at the center of the arm, and a gathered row of lace is arranged at the top to rise full above the shoulder.

The skirt, shown at figure No. 13, is covered with a drapery that is wrinkled slightly at the top and



FIGURE NO. 17.



FIGURE NO. 18.



FIGURE NO. 19.

Pattern No. 3523; 13 sizes; 28 to 46 inches, bust measure; price 1s. 8d. or 40 cents.) (For Descriptions of Figs. Nos. 14, 15, 16, 17, 18 and 19, see "Dressmaking at Home," on Pages 293 and 294.)

hangs smoothly below; three rows of lace are arranged in flounce fashion above the edge. The upper row, which shows a frilled heading, is raised at the left side; and the second row follows the outline of the

through a box-plait sewed on the right front. At the neck is a band, which is also closed with a stud; and over it turns a rolling collar that flares at the throat and is finished at its free edges with stitching. The sleeves are in shirt-sleeve style and show but little fullness at the top.

The girdle is cut from brown velvet and decorated with rich gold embroidery in a pointed design, the points almost meeting at the center of the girdle. The girdle is curved deeply at the sides and defines a decided point at the upper and lower



FIGURE NO. 1.—GENTLEMEN'S FOLDED PUFF SCARF.

first, the entire arrangement producing a festooned effect.

FIGURE NO. 14.—LADIES' SHIRT-WAIST AND BODICE-GIRDLE.—The stylish shirt-waist shown at this figure



FIGURE NO. 2.—GENTLEMEN'S PUFF SCARF.

edges, and the ends are closed with cord laced through eyelets.

All varieties of silks and soft woollen fabrics will be used for shirt-waists, and velvet will



FIGURE NO. 3.—GENTLEMEN'S KNOT SCARF.



FIGURE NO. 4.

FIGURE NO. 5.



FIGURE NO. 6.

generally be chosen for the girdle. The shirt-waist was cut by pattern No. 3486, price 1s. 3d. or 30 cents; and the girdle by pattern No. 3510, price 10d. or 20 cents. Both patterns are shown elsewhere in this DELINEATOR.

FIGURES NOS. 15 AND 16.—STYLISH COMBINATION AND DECORATION FOR A LADIES' POLONAISE AND SLEEVE.—Heliotrope serge and black velvet form an attractive combination in this stylish polonaise, and heliotrope soutache braid and an oxidized buckle provide the trimming.

At figure No. 15 is shown a front view of the polonaise, which is cut to basque depth in front and presents a somewhat pointed lower outline. Between the darts below the waist-line the outside fronts are made of velvet and gathered to produce the effect of a full girdle, which is emphasized by an oxidized buckle nicely adjusted at the center. A gathered cape-section trimmed along its free edge with three rows of braid is arranged on the basque; it graduates narrowly toward the ends, which meet at the waist-line, and rises full above the shoulders. Between the ends of the cape section the fronts present the effect of a deeply pointed yoke. Just back of the closing is applied a strip of velvet that tapers to a point at the ends of the cape section, and small velvet buttons make the closing. The standing collar is faced with velvet above the facing

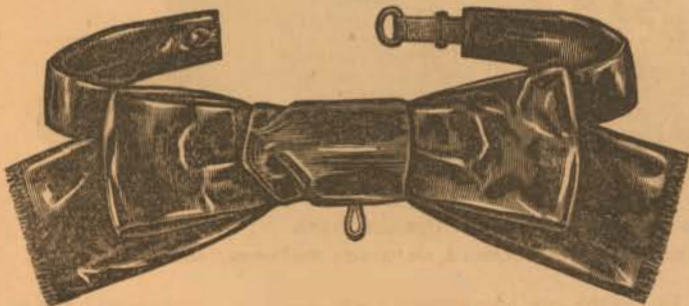


FIGURE NO. 7.

FIGURES NOS. 4, 5, 6 AND 7.—GENTLEMEN'S BOWS.

(For Descriptions of Figures Nos. 1, 2, 3, 4, 5, 6 and 7, see "Styles for Gentlemen," on Page 296.)

is fashioned from plain cream China silk. Plaits are stitched at each side of the closing, which is made with tiny gold studs

on the fronts, and graduated rows of braid are arranged perpendicularly upon the fronts and collar, their lower ends being gracefully coiled, and the entire decoration strengthening the simulation of a yoke. The sleeves are cut from black velvet and effect a stylish contrast.



FIGURE NO. 8.—GENTLEMEN'S PUFF SCARF.
(For Description see "Styles for Gentlemen," on Page 296.)

illustrated elsewhere in this DELINEATOR.

FIGURES NOS. 17, 18 AND 19.—COMBINATION AND DECORATION FOR SPECIAL PARTS OF A LADIES' COSTUME. — Mode camel's-hair, cream Surah and brown velvet were used for the stylish costume illustrated in parts at these figures, and Kursheedt's Standard chenille fringe, tablier and ornament and a steel buckle furnish the decorations. The pattern is No. 3523, which is pictured elsewhere in this magazine and costs 1s. 8d. or 40 cents.

Figure No. 17 portrays a front view of the skirt, the gores of which are covered by a front-drapery arranged in long plaits at the sides, between which the drapery is effectively decorated with a handsome fringe tablier.

The basque, as shown at figure No. 18, presents very fanciful fronts. The



FIGURE NO. 2.—DECORATED PIANO-STOOL.

low these yoke portions the fronts are of contrasting design. The right front is full and overlaps the plain left-front in surplice fashion,

and a row of fringe outlines the free edge of each. A narrow velvet girdle follows the lower edge of the basque, a buckle securing the ends at the center. The velvet collar is of correspondingly fanciful design. It is formed of two sections, which are rolled in Medici fashion, the ends flaring prettily at the front and back. The sleeves are full and high and are arranged over coat-shaped linings, which are cut off below the sleeve, a band of velvet ribbon being added at the lower edge of each. This costume is one of the most desirable of the seasonable modes, and will develop attractively in numerous other combinations as art-



FIGURE NO. 1.




DIAGRAM A.

FIGURE NO. 1, AND DIAGRAM A.—WORK-BOX AND SECTION FOR SHAPING IT.




FIGURE NO. 3.—DRAPERY FOR AN UPRIGHT PIANO.

(For Descriptions of Figures Nos. 1, 2 and 3 and Diagram A, see "Artistic Needlework," on Page 296.)

upper portion of each front is a plaited yoke of Surah, the plaits being held in place by fancy stitching done with mode silk. Be-

istic as the one here pictured; and its fringe garniture will accord admirably with a great variety of fashionable dress goods.

Figure No. 19 shows the effect of the sleeve when cut from velvet. In this instance the sleeve is shown in full length, and the foundation, which extends to the wrists, is faced below the sleeve and trimmed with a handsome ornament corresponding with the heading of the tablier.

STYLES FOR GENTLEMEN.

(For Illustrations see Pages 293 and 294.)

In the neckwear for the coming season the new ground shades are, in the order of their importance, black, blue-indigo, marine-blue, peon-blue, Royal-blue, blue, gray, London-smoke, steel, cadet, grenat, cardinal, claret, seal-brown and myrtle. On black grounds great license is allowed in the matter of combination effects. Handsome colors forming every conceivable contrast are interwoven in the cloth, and in no case is the effect at all *bizarre*, although it would seem hardly possible to avoid this, when we consider the brilliant colors used.




FIGURE NO. 4.



FIGURE NO. 5.

FIGURES NOS. 4 AND 5.—EMBROIDERED OUTING-SHIRT.—(Cut by Pattern No. 2096; 7 sizes; 32 to 44 inches, breast measure; price 1s. or 25 cents.)

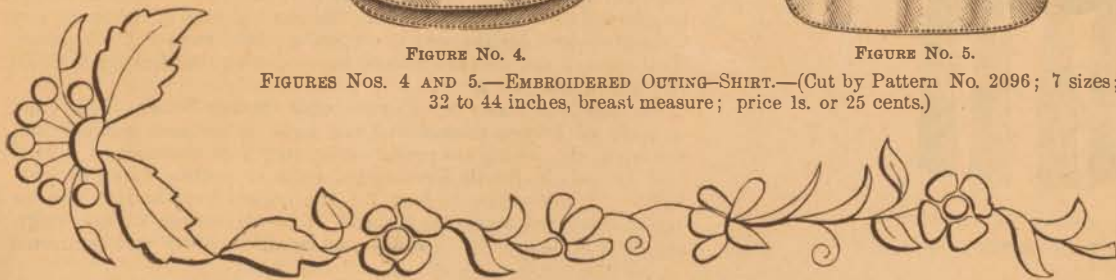


FIGURE NO. 6.—EMBROIDERY DESIGN.—(For Descriptions of Figures Nos. 4, 5 and 6, see "Artistic Needlework," on Page 296.)



FIGURE NO. 1.—WORK-BASKET.



FIGURE NO. 2.—FANCY CATCH-ALL.

(For Descriptions of Figures Nos. 1 and 2, see "The Work-Table" on Page 297.)

The demand for goods having white backgrounds is great even at this early date, and that the tide of fashion is turning toward cloths of this description there can be little doubt. The most important shot effects are white, cardinal, new gold, blue, beige, light-blue and lavender; and they are very handsome. Black shot effects are admired in the new bold grounds. Black and indigo grounds are

much favored in combination with gray and steel effects.

The assortment of grisaille or gray effects is very large in answer to the extended favor accorded them last season by a large class of the best dressers. For conservative trade there is nothing prettier or more appropriate than these goods, and they are rich and dressy at the same time.

In marked contrast with the last-named goods we have next to treat of a large class of fabrics known as Persian, Oriental, Indian and all-over effects. On black grounds the brightest shades possible are combined, producing an amazingly handsome result. Red, gray, glossy black, white, blue, orange and lemon are among the favored shades and give an idea of the contrasts employed. But it must not be concluded that these goods are loud, for they are not; and the manufacturers are deserving of great credit for giving us a line of patterns as handsome and tasteful as these. The designs range from minute sizes to those of large proportions, and the greatest liberty is allowed in the combinations. Genteel floral, vine and thorn effects, and also

leaves, rings, spots and geometrical designs showing considerable of the ground are preferred in these goods. Rings and oblong figures through which run disconnected bits of vines and leaves are popular.

The illustrations in this department for the current month include three puff scarfs—one a folded puff—, a knot scarf and four band bows.

FIGURE NO. 1.—GENTLEMEN'S FOLDED PUFF SCARF.—This scarf is known as the Middlesex. It is pictured made of tan-colored satin showing floral sprays in ciel. The shape of the scarf is novel and handsome for wear with the regulation collar.

FIGURE NO. 2.—GENTLEMEN'S PUFF SCARF.—This scarf is of an exceedingly graceful shape and is shown made of white lawn.

FIGURE NO. 3.—GENTLEMEN'S KNOT SCARF.—The scarf shown in this engraving is known as the Stanwood. Black satin figured with leaves in golden-brown, black and white was used in its manufac-

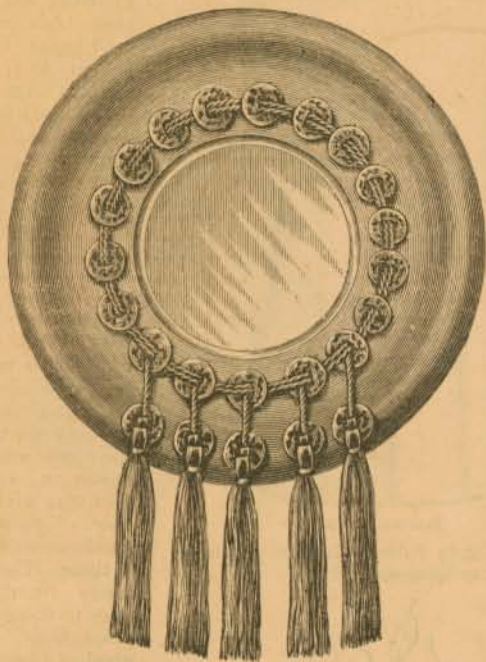


FIGURE NO. 3.—ORNAMENTAL MIRROR.

(For Description see "The Work-Table," on Page 297.)

ture. An attractive effect is provided by two folds in the left side of the knot and one in each part of the apron.

FIGURES NOS. 4, 5, 6 AND 7.—GENTLEMEN'S BOWS.—These bows show four different methods of fastening, and the materials represented are black satin, black silk and figured silk.

FIGURE NO. 8.—GENTLEMEN'S PUFF SCARF.—Black basket-pattern silk showing self and blue bars was chosen for making this scarf. A pretty effect is imparted by a fold in the top of the scarf and one in the apron, both at the right side. The shape is known as Reigate.

ARTISTIC NEEDLEWORK.

(For Illustrations see Pages 294 and 295.)

The proper draping and decoration of an upright piano has always been a trying problem to the amateur needlewoman; so a very handsome design for the purpose is illustrated and described this month for the benefit of those who have not as yet been able to solve the problem wholly to their satisfaction. Any kind of pretty goods that will harmonize or agreeably contrast with the furniture and other decorations of the room may be selected for these draperies, and the ingenious worker may easily alter their folds and general disposal so as to give the work an appearance of individuality and originality. Velvet, plush, cloth and numerous varieties of light and heavy silks will be well suited to the purpose and there is a wide range of colors that will harmonize artistically with the rich, deep tones of the rosewood or ebony of which the piano case is made.

FIGURE NO. 1 AND DIAGRAM A.—WORK-BOX, AND SECTION FOR SHAPING IT.—This unique box is in the form of a Brazil-nut and may be made in any preferred size. It is formed of three sections shaped as shown at Diagram A. Each section should be just twice as long as it is wide at the center: six inches long and three inches wide at the center, and ten inches long and five inches wide at the center are both good sizes. The sections are first cut from pasteboard, which is then covered smoothly on both sides with silk, the outside covering for each section being prettily decorated with floral designs done in water-colors, oils or embroidery, and with fancy stitching along its edges. On one section inside is fastened a small pin-cushion and a loop for a pair of small scissors, and on another section is secured the emery ball and thimble-bag. These two sections are to

form the sides of the box and are joined with over-and-over stitches to the other section, which forms the bottom. Velvet, plush, cloth or any kind of plain or fancy silk may be used. The dark shades of brown, of course, produce the most natural effects, but any preferred color may be chosen.

FIGURE NO. 2.—DECORATED PIANO-STOOL.—This handsome piano-stool is intended to accompany a piano draped as illustrated at figure No. 3. The top of the stool is covered with plush decorated with a graceful floral design done in embroidery. Around the edge is arranged a rich cord fringe of the same shade as the covering. The stool may be of ebony or any preferred wood to match the piano.

FIGURE NO. 3.—DRAPERY FOR AN UPRIGHT PIANO.—This engraving shows the back, top and one end of a handsomely draped upright piano. On the back is a plain covering of silk richly embroidered in a floral design at the lower left side. Over this covering, and revealing only enough of it to be effective is a handsome drapery of plush that falls in straight folds to the floor at the right end and at the right of the center of the back; at the center the plush is plaited in jabot fashion, and at the left of the center it is beautifully festooned, while at the left end it is again arranged in jabot folds, all these folds showing a lining of silk in a pretty contrasting color. The top of the piano is smoothly covered with plush, to which in front is attached a rich silk cord fringe. At each upper corner of the piano is placed a rosette of plush, and two similar rosettes are secured at the back so that the four rosettes at the back have equal spaces between them. From the two rosettes nearest the right end are draped double cords the shade of the plush, the cords coming from the end rosette being caught under the drapery at the top of the jabot at the center, while the other cords are tacked to lift the edge of the festoon gracefully. The colors of this decoration should be selected to be in harmony with the general tone of the room, and the embroidery designs may be varied to please the taste. A piano-stool covered and decorated to correspond with this drapery is illustrated at figure No. 2.

FIGURES NOS. 4 AND 5.—EMBROIDERED OUTING-SHIRT.—This shirt is made of French flannel and the cuffs, collar and pockets, and the lap at the closing are prettily decorated with embroidery, which may be done in South Kensington, satin or outline stitch, as preferred. Wash-cotton is best for the embroidery, and it may be white or colored according to taste. The correct size of the design is shown at figure No. 6, and it may be sectioned off and connected




FIGURE NO. 4.—CHAIR-SCARF.

(For Description see "The Work-Table," on Page 297.)

to suit the parts to be decorated. The shirt illustrates pattern No. 2096, price 1s. or 25 cents.

FIGURE NO. 6.—EMBROIDERY DESIGN.—This design is used for decorating the outing-shirt illustrated at figures Nos. 4 and 5. It may be done in satin or South Kensington stitch, with any kind of embroidery cotton or silk. It is here shown in the correct size. To transfer the design, go over it carefully on tracing paper and section it off and connect the sections to suit the parts to be embroidered. The tracing may be copied on the goods, or the paper may be basted on and then removed after the embroidery is completed.

decidedly attractive. All the woollens mentioned are cut bias and are used chiefly for skirts having very simple draperies that will show as much of the design as possible. Inconspicuous plaids and stripes may be used for entire suits, but when the pattern is large and trying, a plain fabric is preferred for the bodice.

A handsome new promenade costume for a young lady is developed in rough-surfaced homespun showing a harmonious mixture of gray, brown and white. The front-drapery, which falls to the edge of the skirt, is quite smooth, save for three rather positive folds at the top. The back-drapery hangs at the center in full folds resulting from gathers made at the belt, and at each side of the gathers the drapery falls straight in panel fashion. Between the front and back draperies at each side the skirt is stylishly revealed in a long V that also suggests a panel. The shapely basque is deeply pointed in front, curves gracefully high over the hips and falls in plaited coat-tails at the back. The original pattern does not provide for a collar, but a standing collar that slopes to points at the ends is added in the present instance. The sleeves are in coat-sleeve shape and are stylishly raised upon the shoulders. This toilette is wholly devoid of decoration, but it is nevertheless wonderfully tasteful and effective. With it may be worn a brown felt walking-hat trimmed with brown velvet and gray and black birds, and brown glacé gloves; and on cold days a shoulder-cape of seal-skin and Persian lamb will be added.

A skirt like that just described may be attractively developed in an odd-looking homespun that looks not unlike old-fashioned "rag-carpet" both in coloring and design, the colors being subdued and blended by a soft pile that covers the surface of the fabric proper; and with it may be worn a basque of dark wool goods or velvet. In another pretty specimen of homespun the design consists of an indistinct mixture of brown, black and white in stripes between double lengthwise threads of white wool; and still another has a gray-and-brown ground mottled with white and red bouclés. Striped goods with cheviot borders are especially adaptable to modes in which the draperies are very smooth at the bottom in front and are draped to hang in folds or plaits at the back. All these heavy-weight goods are of such a width that a comparatively small quantity of material is required for a costume, which is thus in reality no heavier than if made of a light fabric.

Cashmere, though never unpopular, is deemed more appropriate to Summer wear since the advent of the heavy wool goods. A very stylish substitute for cashmere is presented under the title of *drap d'été*, which has a twill very much like that of cashmere, but is woven more closely and firmly, so that its weight is much more seasonable. This fabric is shown in all fashionable colors, and its graceful draping qualities are quite as admirable as its soft texture. In a toilette just made up for dressy wear in gray *drap d'été* the skirt is overhung by a drapery that presents a wrinkled surface at the front, where it falls to within a short distance of the edge of the skirt; at the sides the drapery is raised by an upturning plait at the belt, and at the back it is gathered to hang in very full folds to the bottom. The basque is fitted closely at the sides and back, and all the seams are discontinued below the waist-line, thus forming a series of tabs which rest stylishly upon the drapery. The fronts are revealed in plaited surplice fashion between graceful jacket-fronts. The

collar stands high at the back and slopes to a point at each end, and the sleeves are high and full upon the shoulders and smooth-fitting below. Velvet matching or contrasting in color with the dress goods may be introduced for the sleeves, collar and chemisette, and both the skirt and drapery may be banded just above the edge with velvet.

Another smooth material, for which, next to *drap d'été*, an exceptional decree of popularity may be predicted, is serge of a grade and texture similar to that used for gentlemen's garments. This is offered in plain black and navy-blue and in stripes and plaids. On black are woven white stripes that graduate from a hair-line to a quarter-inch bar; and on a similar ground are seen double stripes, and also lengthwise and crosswise stripes that form checks and plaids. In like manner blue grounds display checks, plaids and graduated stripes in cardinal or gold. Blue and gold, always a beautiful combination, are especially refined in this material; and the fact that these colors are becoming alike to blonde and brunette will render blue-and-gold serge a general favorite.

Camel's-hair may be considered a sort of compromise between rough and smooth surfaced goods, since it belongs distinctly to neither class. On some of the new varieties, however, the surface is marked by patterns in rough effects. Thus a conventional figure or a flower or leaf is woven in black Astrakhan or chenille upon a comparatively smooth gray or mode ground; and again, an attractive cadet-blue cloth shows a checkered border in black and blue. Embossed stripes, checks, bars and figures in sombre hues are noted on garnet, gray, turquoise-blue and other stylish colors. A new plain camel's-hair has a diagonal twill which renders it very unlike the plain goods of the same name lately in vogue. Another novelty in this class has a deep border consisting of narrow stripes of fur, which may or may not match the color of the goods. The effect of the border is elegant, and when this material is used for a costume, neither garniture nor combination is necessary to produce a rich and stylish effect.

Although the browns and grays are favored in plain fabrics, blue is rapidly regaining its lost ground, every shade being now displayed, from the uncertain turquoise to the darkest navy. An admirable feature of blue is, that if the admired shade be not as becoming as may be desired, the fault may be readily remedied by the introduction of a harmonious fabric, which will not be difficult to choose since most colors are friendly to blue in one form or another.

Since the clan tartans have assumed so prominent a place among the season's goods, it may not be out of place to give a list, for the benefit of the uninformed shopper, of the various fashionable plaids that take their names from the great clans or families which once wore them as a distinguishing mark or uniform. The most important are as follows: Forty-Second or Sutherland, Argyle, MacKenzie, Forbes, Gordon, Campbell, Hunting-Stuart, Albany, Ancient Gordon, Urquhart, Athole-Murray, Farquharson, MacLeod, Fife (the old MacDuff), Dundas, MacDonald, Erracht-Cameron, Hunting-Fraser, Royal Stuart, Victoria, Dress MacDonald and New Campbell. Some of these plaids have been more or less modified from the originals by increasing or diminishing the size of the blocks, but the historic combinations of colors remain unchanged.

NEW TRIMMINGS.

There is a certain flavor of prodigality about the majority of the new trimmings that will commend them strongly to all dressy women. The shops are literally filled to overflowing with dainty novelties, which for variety and sumptuous elegance fairly surpass those of any previous season. The coloring and general design of the garnitures are both unique and tasteful, and the work seems that of the artist rather than of the artisan. In many instances machinery has proved incompetent to produce desired results, and in consequence a large number of the handsomest designs are either wholly or in part wrought by hand. Embroideries are shown all aglow with gold and imitation precious stones, and the amount of patient labor required to inlay these brilliant ornaments cannot be fully realized until the details of the work are minutely considered. The gems are carefully cut and colored, and each is fixed in position by a metal bead, the process requiring great mechanical skill.

Gold is holding its own in a truly surprising manner, its long-continued vogue having in no wise lessened its popularity as a rich decoration. Gold crochet trimming, which, by-the-bye, is handmade, is introduced as a novelty. It is shown in broad and narrow widths in the form of insertions and edges, the star and ring designs peculiar to crocheted work being caught together with golden

threads crossed in spider-web fashion. It is hardly necessary to state that gold trimmings, unless liberally interspersed with jets or silk passementerie, are only suitable for rich house dresses and robes of ceremony; but upon these elegant gowns they are allowed a liberty which is fully taken advantage of, gold being applied almost to excess. Another handsome garniture in which the yellow metal appears is interwoven with gold threads and inlaid with round, flat or cut turquoises, and this decoration, if used in moderation, is available for rich street gowns of silk or fine wool goods.

An exquisite fancy is expressed in dainty belts composed of bands of gold strongly resembling the gold ribbon so largely used for trimming gowns during the past Summer. On these bands are set appliques of velvet in floral or conventional figures outlined with fine gold cord, the color of the figures matching or contrasting artistically with that of the dress fabric. Thus for a costume of garnet *drap d'été*, the gold belt will show appliqué clover-leaves of garnet velvet, a buckle covered with similar velvet securing the ends. When such a belt is worn, no other decoration is needed, unless desired.

An entirely novel trimming consists of a dainty gold fringe strung with real coral cut in the odd shapes seen in the old-fashioned coral

necklaces worn by children. When applied upon a black lace costume this garniture is remarkably effective.

The long, smooth draperies now so fashionable demand handsome border decorations, and many attractive varieties have been designed for the purpose. A very unique galloon, that will be applied in border fashion on skirts and in various ways on the waists of street costumes, is made of cork embroidered in floral patterns with tinsel in the natural colors of the buds and blossoms. The cork is rendered perfectly smooth and pliable by a peculiar process, and its soft, neutral tint forms a rich background for the bright-hued embroidery. Then there is band garniture in the favored "Walls-of-Troy" pattern, of which womankind never seems to tire. This decoration, although suitable for all sorts of gowns, is particularly appropriate to the modernized Greek modes, strengthening, as it does, their purely classic effect. It is offered in jet, in black silk-passementerie and in colored embroidery.

Sleeves have heretofore been restricted in the matter of ornamentation on account of their fanciful and decorative shaping; but the new styles, being less ornate (although absolute plainness is unknown), admit of considerable trimming. Few gowns or top-garments are seen in which the sleeves do not assert themselves as more than usually important factors. Handsome materials are manufactured especially for their development, and garnitures have been designed specifically for the decoration of sleeves, which Dame Fashion decrees must be trimmed, even if the remainder of the garment is perfectly plain.

The Marie de Medici sleeve is made of passementerie and extends from the wrist to the elbow or, perhaps, a few inches above allowing the puff of the dress sleeve to rise gracefully above it. A dressy basque upon which sleeves of this description are applied with particularly stylish effect is made of marine-blue wool goods and is perfectly adjusted to the figure by the requisite number of darts and seams. The lower outline shapes a sharp point below the closing, and at the back are coat-tails that are plaited at each side. The sleeves are in coat-sleeve style and stand high and full above the shoulders, and over each is adjusted a Medici sleeve of passementerie showing Persian colors; the upper edge of this sleeve reaches considerably above the elbow, and the puff resulting from the gathers at the top seems to rise out of the applied sleeve. The neck is finished without a collar, but a Medici or Elizabethan ruff of passementerie like that in the sleeves is worn, with becoming effect. The passementerie in the collar shows a design of battlements or turrets which gradually diminish in size toward the ends, the design being strongly suggestive of the period during which ruffs of this kind were first worn.

A basque fashioned in the same style as the one just described may be decorated with *cuirassier* jacket-fronts, which are now largely superseding the Figaro jacket for bodice decoration. They are made of passementerie in the favored black-and-gold and Persian combinations and extend in square outline below the waistline, a scarcely perceptible dart being taken up in each front to adjust it with perfect smoothness to the figure. Straight bands of similar passementerie placed a trifle above the bust and at the waistline connect the jacket fronts and add to the very handsome effect. *Cuirassier* jackets are also extremely ornamental, being, as the name implies, entire jackets formed of the passementerie and decorated at their free edges with a ball fringe in which the same colors are combined. Close kin to the *cuirassier* jacket and the Elizabethan ruff is the Elizabethan epaulette, which may be obtained in colors to match the ruff and jacket. The epaulette is composed of a twisted roll of passementerie, from which depends a fringe that is deep at the center and short at both ends.

Although it was generally predicted earlier in the season that short fringes would be the rule, the long fringes have been revived and far surpass in elegance any that have heretofore appeared. One very rich variety is composed of cord spikes, chenille and narrow satin ribbons, and is provided in narrow widths for trimming draperies, etc., and in skirt lengths for application in tablier fashion upon the gores of skirts. Such a fringe was effectively used on a dinner toilette of sapphire-blue velvet recently developed for a matron of stately figure. The skirt is overhung at the back with a full drapery that hangs smoothly at the sides with panel effect, and falls at the center in folds resulting from gathers made at the top; and both the skirt and drapery are slightly lengthened to form a train. The front-drapery provided by the pattern is omitted, and in its place is adjusted a long fringe that has a chenille-and-jet heading, from which depend long narrow velvet ribbons tipped with jet balls and long fancy cord spikes. The basque lies upon the skirt in tabs at the back and sides, and *cuirassier* jacket-fronts made of chenille and jet and black satin cord-passementerie take the place of the jacket fronts seen in the original design. The *cuirassier* fronts open over plaited surplice-fronts, and these flare at the top to expose the neck, the beauty of the effect being enhanced by an Elizabethan ruff that matches the jacket fronts in coloring and material. The sleeves are puffed at the top and are handsomely decorated along

the back of the arms with a galloon of chenille, jet and cord, this style of trimming being in high favor when the passementerie sleeves are undesirable.

There is every indication that feathers will eclipse furs as garnitures and will take the foremost rank for the adornment of street toilettes. There are feather bands for the hems of skirts, feather collars in every style that dressy women can desire, feather galloons for covering revers and other bodice accessories, feather fringes for panels and draperies, feather wristlets for sleeves, and, incredible though it may seem, whole sleeves of feathers. These trimmings are made of *cog* feathers, of fluffy marabou in natural and artificial colorings, and of ostrich feathers. The flues of the ostrich feathers are either curled or else straight and stiff, the latter arrangement producing an effect somewhat like fur and being frequently preferred for that reason, although the curled feathers are undeniably softer and more natural-looking and are much more becoming when worn near the face.

The effect of rich black ostrich-feather trimming in conjunction with narrow satin cord-passementerie is exemplified in a stylish street toilette of prune cloth that is so warmly lined that a top garment will not be needed. On the bottom of the skirt, which is of walking length and undraped, is a deep band of the feather trimming, above which is applied a band of passementerie in a scroll pattern. The polonaise is accurately fitted, and fullness allowed below the center seam is underfolded to form a triple box-plait. The fronts are cut to basque depth, and on the lower part of the under-fronts are arranged fanciful outside-fronts that are wrinkled between the darts in girdle fashion, the fullness being drawn through a buckle of old-gold. The upper part of the fronts is covered with feather trimming in pointed-yoke outline, which is emphasized by a ruffle of the material that follows the feather decoration and falls over the shoulders like a cape. The standing collar is also covered with feather trimming, and a deep wristband to match decorates each sleeve, above which is applied a row of passementerie. A toque composed entirely of ostrich feathers, and black glacé gloves complete the outfit.

Boas of curled ostrich feathers are displayed in light, delicate shades for concert, opera and carriage wear. Some reach to the edge of the skirt, while others fit the neck closely, the ends being secured with harmonizing ribbons. Yellow and white, pink and white, and lavender and white, are among the daintiest color combinations seen. Then there are Russian collars of *cog* feathers with boa fronts, and others with capes composed of tails made of similar feathers. *Cog* and ostrich feathers are combined in some of the fancy boas and capes, with pleasing results. Feather fringes are provided in all depths for tabliers and for trimming purposes; they have tops of cord passementerie, from which they hang with exceeding grace. Wonderfully dainty feather trimmings for the decoration of silk or gauze evening gowns are made of cream marabou spaced with gold embroidery, or of white down intermingled with fine gold threads.

An imitation of feather garniture that will be very popular is formed of curled organzine silk in yellow, blue, pink, cream, drab and many other fashionable light tints. This trimming, the effect of which is preferred in many instances to that of the feathers themselves, is soft and fluffy and very durable, and is applied in various pretty ways upon bodices and skirts, being very frequently used only for the neck finish.

Apropos of neck garniture, one of the handsomest thus far noted is a very full ruff of coarse black Brussels net with white chenille points at the edges, the ends being secured with ribbon. Another dainty ruff is of taffeta or some other fine variety of silk daintily pinked at the edges. This ruff is frequently carried about the neck of a bodice and extended over the closing and along the lower edge to the left hip, the effect being artistic in the extreme. If an overdress or bodice of plaid or homespun is closed diagonally, the line of closing is followed and the collar covered with the ruff, and no further decoration need then be applied, the plainness of the rough-surfaced materials, which admit of so little garniture, being thus agreeably relieved.

In applying garnitures study carefully the fashioning of your gown and the peculiarities and exigencies of your figure, that you may choose that method of arrangement which will be most tasteful and appropriate; for the costliest decorations will lose their rich effect and often become positively disfiguring if becomingness is not considered in their disposal, while the simplest of garnitures will produce an effect at once artistic and stylish if arranged according to the demands of good taste.

The old rule is as true as ever—apply trimmings lengthwise if you would add to your apparent height, and crosswise if you would appear shorter than you really are. The rich band trimmings are very desirable for several reasons, but the short woman should remember that they are quite as effective in a panel as in a border, and that the former arrangement is decidedly more becoming to her particular style of figure.

from the same cause; and thus it is that only a person who is well versed in the symptoms which betoken a deviation in such cases from the ordinary course should be entrusted with the later care of a patient whose system has been seriously disturbed by poison, whether internal or external. Curiously enough, the lightness or gravity of the case at first fails to determine the importance of the after consequences. First treatment, consisting of the application of certain recognized antidotes, saves the patient in many cases from the immediate results of virulent poisons, but it is a rarely recuperative system which fully recovers, without skilful medical aid, from the after consequences of noxious substances taken into the veins or intestines.

The number of serious cases of poisoning that have followed the eating of canned meats, fish or vegetables is very small considering the vast quantity of such foods consumed each year and the possibility of imperfect soldering of tins, permitting fermentation, and the use of improper amalgams, causing muriate of zinc or muriate of tin (both virulent poisons) to mingle with the food. An excellent authority advises buyers of tinned eatables as follows:

"Purchase only canned articles that have the name of a reputable packer upon their labels. Examine the can well to see that there is a line of resin about all the edges of the soldered part. If this is not visible, or the can bears evidence of having had two small holes punched in it to let out the fermenting gas, refuse it. Do not use cans that are bulged, because this condition is created by fermentation. If gas is in a can that appears to be perfect, it can be detected by pressing upon the can while holding it to the ear. If gas is within, it will create a hissing sound while the can is being pressed; but no noise will be heard if the contents are in a perfect state of preservation.

"When a can is opened, whether it contains meat, fish, vegetables or fruits, lift or pour its contents at once into an earthenware or glass dish, because by this exposure much of the fresh flavor is restored. Airing sealed articles an hour or more greatly improves them; nor is this the most important reason for removing the edibles from the tin. As soon as a can is open the edge of the metal touches the food and corrodes. In the can this is prevented by the resin that covers the cut parts."

If, after eating with ordinary appetite and relish, a person experiences sharp pains in the stomach and is seriously affected with nausea, sleeplessness and great restlessness, or, as is common with some systems, is completely prostrated, he may reasonably conclude that he has eaten or drank a poisonous substance. Those who have acquainted themselves with accepted rules for rendering quick aid in such cases are aware that the first care of the attendant should be to rid the patient's system of the poison, if possible; but when this cannot be perfectly accomplished, the next best thing is to check the poison's action by administering an antidote or some neutralizing substance, using meanwhile every known means of averting death.

Antidotes act chemically and at once upon the substance swallowed by neutralizing it, while a physiological administration is a remedy that assists Nature to resist the deadly influences of a poison. Sometimes both are necessary, but the antidote is usually applied first, because it acts more quickly.

In case of poisoning from eating preserved food of any kind, old sausage, impure cheese, etc., give the patient an emetic at once. This may consist of a tea-spoonful of ground mustard in a glassful of water, repeated several times, or a tea-spoonful of powdered ipecac in half a glassful of warm water, or, perhaps, a tea-spoonful of table-salt in a glassful of warm, not hot, water. After the stomach has been thoroughly emptied, the patient vomiting say three or four times, administer the white of one egg and then some suitable stimulant, such as brandy and water or strong, clear coffee.

Ivy and oak poison sometimes produce external inflammation so extended that internal distress sets in attended by more or less danger. This poison is an acid, therefore, the remedy is an alkali. Dissolve two table-spoonfuls of bi-carbonate of soda (baking soda) in a pint of hot water, and apply the liquid with a cloth as warm as the sufferer can endure. If the body is poisoned, dissolve a pound of the soda in a bath-tub full of water, and let the patient remain in the bath not less than twenty minutes, adding boiling water in small quantities to maintain the bath at as high a temperature as can be endured. Saturate a soft towel in the water and wet the face with it every few seconds; and as soon as the bath is finished dust the still moist poison-spots with finely powdered borax. Repeat this treatment nightly or oftener until the poison disappears from the skin.

In case of arsenical poisoning direct from the mineral, give the patient as quickly as possible any emetic that may be at hand, and then administer the whites of eggs to take up whatever of the poison may still be left in the stomach. In a case of chronic arsenical poisoning that results from a prolonged use of Fowler's solution or from living in rooms decorated with arsenical dyes, the patient will, as a rule, recover from the effects as soon as the cause is removed.

The eyes, throat, skin and muscles, the membranes generally and the nervous system may be injured by taking arsenic in small doses or by breathing air that is tainted by it. Children are sometimes poisoned by carelessly handling playthings painted with arsenical green, by eating colored confectionery, by placing matches or bits of green paper in their mouths or by drinking the water in which fly-paper has been soaked. Such cases are treated with an emetic, followed by the whites of eggs.

Of course, a stomach-pump should, if possible, be applied when a deadly poison has been swallowed, but such an instrument is not likely to be within convenient reach of the non-professional. When poison is of an acid nature, either mineral or vegetable alkalies, such as soda, magnesia, lime-water, or chalk diluted in milk, may be given, and afterward olive-oil, castor-oil or the whites of eggs. The albumen contained in the eggs takes up the poison or is eaten by it; the injurious substance is thus completely absorbed, and the sensitive surface of the stomach is relieved from its destructive gnawing. When Prussic acid, cyanide of potassium, oil of bitter almonds or peach pits have been swallowed, cold water must be instantly dashed over the victim's face and bared chest and artificial breathing secured the same as though he had been long under water; the application of ammonia to the nostrils is also useful. This is the first and too often the only treatment that can be administered in cases of poisoning with these deadly drugs; but, of course, a doctor should be called with all possible speed.

Alkali poisons, including potash, soda, ammonia, lye and quicklime, are less likely to be fatal than acids, but they often endanger life and are always very distressing. Their opposites in quality or character are used as remedies. Vinegar or lemon or lime juice will counteract the first evil effects of alkalis, after which olive or castor oil may be given in doses that would be large purgatives in ordinary circumstances requiring cathartics.

When corrosive sublimate, sulphate of copper, blue vitriol or verdigris has been swallowed, the patient may be given the whites of several eggs or flour mixed to a paste with sweet milk or water, and this may be followed in ten minutes by a tea-spoonful of mustard mixed with a cupful of warm water. The mustard should prove an emetic, after which more egg or paste should be administered. Persons suffering from sulphate of green or white vitriol should first be given a glassful of water in which a tea-spoonful of bi-carbonate of soda has been dissolved, to be followed in a few minutes with flax-seed or slippery-elm tea.

An efficient antidote for antimonial poison is strong, clear tea; after this has been drunk, cause the patient to take as much hot water as he can swallow, to wash out the stomach thoroughly. If the water is thrown off by vomiting, so much the better; and more should be drunk at once.

When nitrate of silver has been taken into the stomach, it may be rendered comparatively safe by the patient swallowing plenty of warm, salted water to create copious vomiting; and for iodine poison a mixture of flour and water should be administered for the same purpose.

In cases of poisoning from aconite, ergot, digitalis, lobelia, tobacco, cantharides, belladonna, strychnia or *nux vomica* or, indeed, from vegetable poisons generally, give the victim a tea-spoonful of powdered ipecac in a cupful of warm water, for an emetic. If this quick and certain medicine is not at hand, administer any other emetic that can be quickly procured; and immediately after it has taken effect, give a tea-spoonful of fine charcoal and a cupful of strong, clear coffee. Let the patient inhale ammonia and keep his head cool with wet cloths.

Among the narcotic poisons the commonest are opium and morphine and all the compounds that include these two drugs. Persons afflicted with poison of this kind should, if possible, drink mustard-water freely, and then strong, clear coffee as soon as the emetic has operated. Strike the patient's face and bared shoulders and chest smartly with a wet towel, and walk him about briskly to prevent his falling into a sleep from which it may be impossible to arouse him. A stomach-pump should also be applied, if it can be procured. Brandy may be administered, and ammonia should be used to stir the respiratory organs to activity if they are sluggish, as they usually are. Chloroformed persons should be placed in the open air at once and the chest uncovered and fanned. Artificial breathing should be produced and a cork placed between the teeth to hold the mouth open; and care should be taken to keep the head a little lower than the chest.

Persons suffering from the effects of serious poisoning should always be encouraged to believe that they will very likely recover if they only do their own part toward eliminating the alien substance from their systems. Of course, the suffering is so intense in many acute cases that the victim would gladly die to escape it; and in such instances those who render first aid should be perfectly tranquil, in order to gain the patient's confidence, and strongly persistent, that they may lose no possible chance of bringing about a recovery.

PRACTICAL LESSONS IN GARMENT CUTTING.—No. 2.

CUTTING OUT GARMENTS WHICH ARE NOT TO BE LINED; CUTTING OUT LININGS AND MARKING PERFORATIONS; BASTING LINING PORTIONS FOR TRYING ON; AND BASTING LINING PORTIONS TO THE MATERIAL.

In cutting out unlined garments and ordinary linings, the lines of perforations in the patterns must in some manner be marked upon

lines indicating the grain of the goods will not need to be marked.

When all the marking stitches are in, cut out the parts. Separate the two sections for each part as far as the threads will permit, and then cut the threads midway between the sections, for which purpose be careful to use a pair of very sharp scissors, so that the threads will not be drawn out of position. Then cut the long threads on the upper side midway between the loops, and take off the patterns. A portion of the basting thread will remain in each section exactly where the perforations in the pattern were located; and by this means the adjoining sections may be accurately basted together according to the directions in the label of the pattern.

This will be found an excellent method for cutting garments that are not to be lined, since in this way the fabric will not become soiled or defaced by the use of pencil or chalk or punctured by the points of a tracing wheel. It is also a good plan when the lining fabric is so soft or thin that it is difficult to mark it by either of the other methods.

When the lining of a garment is to be sewed up with the outside fabric, it should be cut by the pattern, basted, and tried on as suggested in a previous article; and when it is properly fitted, the edges should be trimmed along each fitted seam to an even width. It should then be taken apart and basted upon the outside fabric by the process shown at Plate G—that is, the lining should first be pinned and then basted from left to right by the stitch usually taken



PLATE F.



PLATE G.

the goods, in order to insure correct joining of the parts. The tracing wheel is universally used by dressmakers and by many amateurs; but for fabrics that are very soft or thin or that will retain the little marks made by the wheel, the latter is not always a satisfactory implement. Marking through the perforations with a pencil is a tedious process and frequently not wholly effectual, although made use of to a considerable extent. The tailor's method, illustrated at Plate F, is undoubtedly the best one to employ, and is as follows: Arrange the patterns to be used upon the goods, following the suggestions heretofore given for calculating, etc. Pin them securely to the fabric as seen in the engraving, using only the point of the pin, and taking up as little of the goods as possible. Then, with a "double thread" of basting cotton, begin the marking stitches by taking the first one through both thicknesses of fabric at the first perforation of a line in the pattern. Take the stitch over again in the same place; but when drawing the thread down, place the tip of the first finger of the left hand over the perforation and let the thread form a loop over it; or a proper loop may, after a little practice, be made without the use of the finger as a guide. Make a similar stitch and loop at the next perforation, leaving the thread loose between the loops, as shown by the plate; and so continue until all the lines of perforations, except those indicating the grain of the cloth, are marked. These indicating lines which are not marked by stitches in linings must be creased or marked in some convenient manner, in order that the lines of the linings may be arranged to correspond with those in the outside fabric or its grain when the parts are being basted together. If the grain of the outside fabric is perfectly perceptible, or if the fabric is longitudinally striped, the

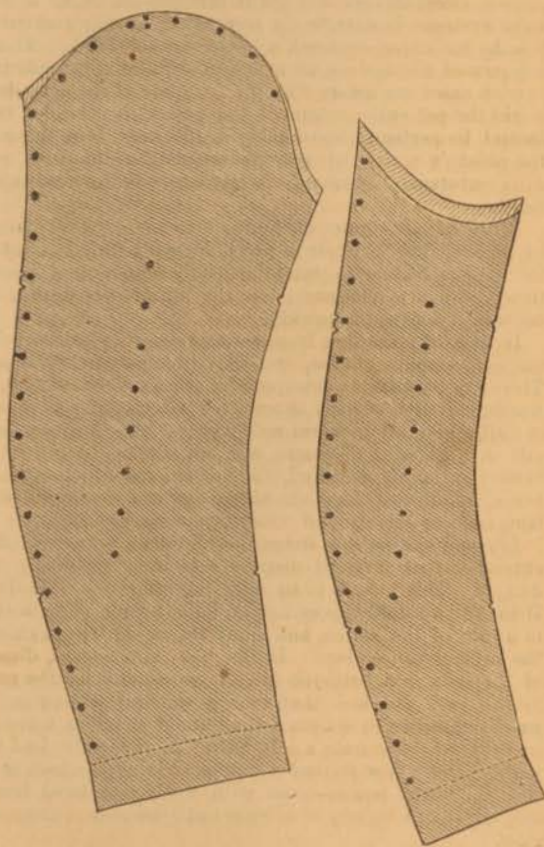


PLATE H.

by tailors in fastening together the outsides of garments and their linings. This stitch is accurately illustrated by the setting of the

needle in the engraving. When each lining portion is basted to the outside fabric, cut the parts out, but do not cut the notches in the outside fabric; and then baste the garment according to the general directions for this part of garment making.

When the lining of a garment is to be sewed up separately and inserted after the seams of the outer portion have been sewed and pressed, it is a good plan to cut it by the sections of the garment after the latter has been fitted. This is done by ripping apart a basted and fitted half after its seam edges have been evenly trimmed, and cutting the lining sections by the sections of the garment, generally cutting them a little larger than the outside, to allow for possible ravelling, etc. While to the amateur this method might appear to require more time than some others, generally it requires less, and the final result will be much more satisfactory.

When the outsides and lining portions of sleeves are basted together preparatory to being sewed and then joined to the arm's-eye in the manner usually employed for bodices, they should be alike in size and shape, except when a hem is to be used at the wrist, in which event the outside must have allowed the extra length shown below

the broken lines in Plate H. This extra length is usually shaped by folding the outside fabric back at the broken lines and trimming the side edges even with those of the upper portion. But when the lining is to be made up separately from the outside and inserted in tailor style, it should be cut longer at the *corners* of the upper side, and also entirely *across* the top of the under side, as illustrated by Plate H. It is presumed that all sleeves having separately made linings will be finished with hems at the wrist edges, and the linings should extend only to the broken lines in Plate H, at which lines the outside fabric should be folded under for a hem. Wadded sleeve-linings should always be made up separately and cut a trifle narrower than the outside. To do this properly, the pattern or outside fabric, whichever is used, may have about a quarter-inch fold taken up lengthwise through its center before the lining is cut: or the lining portions may each be cut along one edge nearly half-way across the top and bottom, making the allowances as shown by Plate H; and then the guiding piece may be moved so as to extend beyond the cut side edge, and the remainder of the sleeve lining cut the same as the first part.

TEA-TABLE TALKS.

As I behold the group of wholesome, healthy girls who have gathered about my tea-table on this bright Autumn afternoon, I involuntarily feel thankful that we live at a time when it is fashionable for women to be strong and well. The age of the "pale and interesting" girl has passed, and the woman of the period takes pride in her muscular strength and her ability to endure physical exertion. To say that one has the "color of a milkmaid" is no longer deemed a reflection, but a positive compliment; and it is now the aim and object of most women to bring this rosy hue of perfect health to their cheeks. But there are still a great many whose pale, tired faces and languid steps tell too plainly of imperfect health and useless muscles; and so I will take physical culture as the text of my talk this afternoon in the hope that some at least of the weak ones may be encouraged to strive after perfect health.

Athletics are as necessary to women as a class as they are to those men whose occupations call for the exercise of little or no muscular power, and this is abundantly proven by the fact that the brightest, healthiest and rosiest of our sex are those who subject themselves to some sort of regular physical training. Still, there are many who fail to see the need of such exercise, claiming that their regular household work makes more than ample demands upon their strength and endurance. The mother whose duty to her family compels her to take a hundred steps in every hour that passes has certainly plausible grounds for such reasoning, but she does not reflect, perhaps, that only certain muscles are thus brought into excessive use, while all the rest are quite neglected and consequently greatly weakened. Then there is another class of women, quite the reverse of the hard-working housekeeper, who content themselves with a few languid steps about the house or from the door-step to the carriage; and these, of course, do not develop even a portion of their muscles to the endurance of wholesome activity. They have no conception of the value of exercise, and yet, perhaps, no one needs it and would benefit by it more thoroughly than they.

Lecturers on this subject tell us to ride, swim, fence, play tennis, take sea-baths, practise in the gymnasium and live much in the open air; and those who follow their advice are certainly blessed with vigorous health and its sure concomitants—bright eyes, rosy cheeks, a fresh complexion and light spirits. But these health-giving recreations and activities are possible to only a few, comparatively speaking, of the women who need their benefits. Equestrian exercise is too expensive for many to indulge in; tennis requires a peculiar environment that comparatively few possess; swimming and bathing call for more or less time at the sea-shore; while fencing, outdoor life and work in the gymnasium are only feasible to those who have both means and leisure. Consequently the pale-faced girl who is obliged to stand day after day behind a counter or write wearily at a desk until she nearly falls asleep at her work, reads hopelessly and with little interest the advice given in books on physical culture, because her life is too narrow and too full of work and care to admit of any of these elaborate aids to health.

She should not be discouraged, however, for if she cannot afford those costly pastimes which yield both pleasure and strength to those who indulge in them, she must not forget that there are effective athletics within her means, no matter how economical of money or time she must be, and that it need cost her but a ridiculously small outlay of money and only a few minutes every night or morning to

make her muscles hard, her pulse quick, her cheeks full and rosy and her carriage firm and elastic. Really the only outlay of money needed to produce the most desirable results will be a small sum for the purchase of a pair of two-pound dumb-bells. These are not too light to begin with—indeed, for those who are exceptionally lacking in strength even a lighter weight should be chosen.

Dumb-bells should never be used violently. The best time of the day for practising with them is in the morning before dressing, or, if more convenient, at night when the clothing has been removed preparatory to retiring. Grasp the dumb-bells firmly, lift them until they touch the shoulders, and straighten the arms out smartly at right angles to the body. Repeat this movement ten times, doing the work smoothly and regularly, but not so rapidly that the arms become fatigued. Then touch the shoulders with the bells and lift the latter straight above the head, repeating this motion ten times also. Next strike out from each shoulder ten times, and lastly drop the bells to the full length of the arms and draw them up to the arm-pits. These exercises may be varied at pleasure, and others may be devised which will, perhaps, be even better for certain individuals than those suggested. It is wisest to begin with but two or three changes and increase the exertion as the strength grows.

Having finished the dumb-bell exercise, the muscles of the legs should receive attention. Make a mark on the wall four or five feet from the floor, and with the hands placed firmly on the hips touch the mark ten times with each foot, raising the mark gradually as the muscles develop. Then, still retaining the hands, palm downward, upon the hips, jump as high as you can ten times, landing squarely but lightly upon the feet.

The next step is the bath. If a bath-room supplied with hot water is at hand, take a quick bath in water that is not too warm. Some women are so debilitated that a bath is liable to increase the feeling of exhaustion; those who are thus weakened should bathe very quickly indeed. Sponge hurriedly with cold water after the warm bath, and dry the skin by rubbing it vigorously with a rough bath towel. If a bath-tub is not convenient, a basin and sponge may be made to answer the same purpose, as by this means the matter which clogs the pores may be loosened, to be entirely removed by the subsequent friction of the towel. Too much cannot be said in praise of friction as an improver of the skin. In fact, should bathing be impossible owing to extreme debility, dry friction will almost take its place for cleansing and strengthening the cuticle.

During all exercise such as I have just described, the breathing should be deep and steady and through the nostrils. I have noticed that Margie often breathes with a short, nervous and catchy inspiration, and she doubtless does not realize the evils in which this habit may result. When the lungs are thus used the outer cells are not filled with air, so that they gradually become clogged and quite useless. The abdominal muscles should be used in breathing as well as the chest muscles, the good results of their activity being quickly visible; while the lungs are sure to be weakened by top or chest breathing. Mothers should remember that it is quite as important for their children, and especially their girls, to breathe properly as to walk gracefully or speak correctly, and should teach them accordingly.

Exercise adds flesh to those who need it and removes superfluous avoidupois caused by inactivity; and it gives a general tone to the

system which nothing else can produce. The enthusiastic young athlete who said in the first flush of her added health and vigor, "My lung-power is like an engine—I shall live forever!" only echoed the buoyancy of heart and mind caused by healthful activity. With perfect health we may all do well our part in life, even though it be a lowly one; but without it, every duty becomes a wearisome burden, and we come to view the world as a place "to die, not to live in." The truly healthy woman is apt to praise the good qualities of her neighbors and overlook their faults; but we may be sure that she who judges every one uncharitably and who would speak unkindly of her dearest friend is a victim of some ever-present physical ill.

But there is Bessie who has just "dropped in" for a cup of tea and who tells me of a most aggravating mishap which befel her a day or two ago. She wears her watch with one of the short fob-chains now so fashionable, and as she was alighting from a car the watch and chain both slipped under her bodice and fell upon the pavement, with the result that her pretty timepiece was badly broken. Now there is a very sure and very easy way to prevent a recurrence of this accident, and the precaution is well worth the trouble involved. Sew a spring-hook of medium size inside that hem of the bodice in which the button-holes are made or on which the eyes are sewed. When the watch is to be returned to its place within the bodice, the ring is "snapped" into the hook, which holds it securely and renders it impossible for the watch to slip either up or down. These hooks are very convenient, also, when the bodice is in surplice style or is closed on the shoulder and under the arm, so that there is not the customary opening into which the watch may be thrust. In such a case the hook may be sewed to the band of the skirt under the bodice, and the watch may be suspended from it in perfect security. The leather watch-bracelet is certainly to be recommended on the score of convenience when one is shopping or

travelling, for it is out of the way, is easily referred to and cannot very well be dropped or lost.

Is there anything to increase the growth of the eyebrows? Yes, camphorated oil is said to be efficacious for this purpose, but it must be applied with great care only upon the arch of the brow, for if hair is induced to grow too plentifully near the bridge of the nose, the effect is positively disfiguring. It is a good plan to stroke the eye-brows frequently, moving the hand always toward the temples. The Spanish women, who are noted for the beauty of their eye-brows and eyelashes, bathe their eyes and brows in warm water and gently stroke but never rub the brows. The Spanish chemists also prepare lotions and oils especially for promoting the growth of the lashes and eyebrows.

Would I advise trimming the eyelashes? Well, if very skilfully done, it will undoubtedly increase their length; but the daintiest and sharpest of scissors must be used, and only the smallest possible portion of the hair clipped off at a time. This operation, of course, requires the nicest delicacy of touch, and no one should attempt it unless certain they possess the needful skill. In bathing the eyes always stroke them towards the nose; rubbing them in the opposite direction will weaken and frequently rupture the tear-duct, so that the overflow from the lubricating fluid will not run into the nasal passage as it should, but will pass out upon the face, causing a weakness that is very unbecoming and quite difficult to remedy.

During these glorious October days spend as much time as possible, my dears, in the open air, for nothing is more beneficial to the general health than a sun-bath, provided the rays are not too hot. When the sun shines upon the back in walking, forget your scrupulous regard for your complexion and let the generous light bathe the shoulders, back and head, that it may, if possible, destroy any lurking seeds of lung trouble and may bestow some of its sheen and brightness upon your pretty tresses. E. S. W.

HOUSEKEEPING, GOOD AND BAD.

SECOND PAPER.

The affectionate but wholly unpractical wife, as well as the foolishly sentimental and romantic one who dissociates usefulness from the divinest of human affections, invariably proves a millstone about the neck of any man who has his way to make in the world; and while her shiftlessness is not quite so humiliating, perhaps, as the pride of ignorance, it nevertheless is very trying to her husband's patience and is sometimes fatal to his love and respect. Affection and good sense thrive admirably together, but love and uselessness soon fall asunder, unless the latter be caused by misfortune.

She who has a practical mind or who acquires a practical method of conducting her own peculiar department in the matrimonial partnership, not only retains all the love that a sensible man gave her before marriage, but gains from him a stronger and deeper regard with every year of their wedded life. She compels herself to understand clearly what her husband can afford to devote to each branch of the household expenditure. Take, for example, the item of table supplies. If he has not informed her what sum per month he deems a proper allowance for this purpose, she asks him and insists on an explicit reply; and upon this basis she calculates how much should be expended each day for supplies, avoiding with equal skill and resolution detrimental extravagance and belittling parsimony. How to maintain a happy mean is her conscientious study. If her expenses are larger to-day than they were yesterday, she makes them a little less to-morrow, her skilful combination of luxuries and simple, inexpensive dishes being so deftly managed that no one at table, save the housekeeper herself, is able to detect a difference in the fare from day to day. That there are and must be variations in the outlay for table supplies she who comprehends the value of variety in the human economy distinctly realizes and provides for accordingly. But if a wife is lacking in conscientiousness and given to certain vanities into which her husband's tastes and sympathies do not enter, she can easily become a deceitful housekeeper. She may, by practising the arts of cookery, please the appetite of her husband by preparing a variety of made dishes, the real quality of which he learns only when, his health or strength having broken down, his physician decides that he has been insufficiently nourished and orders an immediate change of diet. Of course, there is not so much likelihood of the wife being similarly affected, because her occupations do not, as a rule, cause so great or so constant a drain upon the vitality as does the daily avocation of her husband.

Sometimes a woman is economical for thrift's sake and develops a

passion for hoarding beyond all reason or discretion, until she becomes positively penurious and decreases, in her eagerness to save, the proper sustenance of the man whose labors sustain her, checking any doubt which may arise in her mind regarding the judiciousness of her course by the reflection that her motive is good. An over-weening desire to become rich destroys too much that makes life worth the living. The woman who saves money by serving upon the family board food that is inferior in quality, unsubstantial in character or insufficient in quantity is slowly but surely attacking and weakening the household prosperity at its source; while she who is improvident and foolishly purchases those supplies which are costly but of poor quality, because out of season, does her family an even greater injury, since she thus increases the already heavy burden upon her husband's earning energies without giving him in return sufficient aliment to meet the additional demand which her own extravagance makes upon his mental or muscular powers.

There is only one method by which the inexperienced wife may become a perfect housekeeper. Having carefully furnished and equipped her home as advised in the preceding paper, she must continue the work of sensible and judicious economy by studying every need of her little establishment and governing her outlay so that, while all wants shall be supplied, there shall be no waste or unnecessary expense. She learns which cuts of meat are best suited to the size of her family and also at which shops she can secure the best quality of meat at the regular market rates. There are, of course, meats to be had at lower prices, but they are generally so far inferior in nourishing qualities that they are really more expensive in the end than the better grades. She also discovers that many butchers and market-men do not trim away the useless parts of a cut before weighing it, unless specially reminded to do so by the purchaser; and there are quite as many who offer meat of inferior grade to those of their customers who are not sufficiently experienced to distinguish the difference, deeming that they do no wrong in thus deceiving persons who seem totally indifferent to the quality of their purchases so long as they obtain the desired quantity. Such ignorance on the part of a housekeeper, involving, as it does, serious consequences to the family well-being, is not easily forgiven by the husband who has furnished the means to procure an abundant supply of proper food, and who is the more likely to feel indignant when he reflects that his wife's lack of knowledge is wholly inexcusable, since intelligence is to be had for the asking.

When the young housekeeper goes to market, if she is not

acquainted with the exact appearance of the various cuts and is uninformed as to the usual methods of selecting good meat, her best plan will be to write down what the butcher tells her and then see if the purchase agrees with his commendation. She should also learn the names of the different pieces and ascertain which portion of the animal they were taken from, making notes of the information thus acquired if her memory is untrustworthy.

There are numerous cook-books which explain matters of this kind by means of diagrams, and some of them are of great assistance to the beginner; but, of course, practical experience is for many reasons to be preferred to the theoretical instruction of books. Speaking of works that will be found particularly useful to the woman whose education as a housekeeper has just begun, one that can be highly recommended is *The Pattern Cook-Book*, written by one of the most practical and widely experienced of housewives, and bearing our own imprint. But, indeed, no work on housewifery should be discredited, for all contain something of value for the woman who has had few opportunities to study the best methods of catering and who cannot afford to lavish large sums in ill-directed purchases and experiments in cookery.

If the young matron would only set aside in advance enough money for a month's marketing or even for a week's, and would then pay for everything as she purchased it, thus avoiding a running account, conscienceless dealers would have less opportunity to impose upon her inconsiderate or ignorant venturesomeness. Venders know that, when the purchaser intends to make immediate payment for all the goods she buys, she may do her marketing as readily and conveniently at one shop as at another; they are, therefore, more anxious to please and less likely to take advantage of ignorance which is certain to be found out sooner or later and will as surely cause the person thus deceived to transfer her custom to some more honest dealer. It is much better, if they deal fairly with you, to patronize the same tradesmen continuously, because they will be more apt to deal carefully with steady customers whose trade they wish to keep. Not that all dealers or even a majority of them would take advantage of inexperience for their own momentary gain; but it is undoubtedly the case that there are many who would not hesitate to swell their profits excessively at the expense of uninstructed or careless purchasers, and for this reason it is well to use proper care and circumspection in making all purchases.

A credit book is a dangerous possession in the hands of a sanguine, unbusiness-like woman, and it often proves a sore tribulation to the husband who blindly entrusts the business of purveying for the household to his incompetent wife. It is a good idea for the young housewife to set down all her daily expenditures in a book of her own; and while the first page may prove a warning and the second a rebuke, she will find as time passes that this record, if faithfully kept, will serve as a wholesome check upon extravagance and will teach her very quickly how useful common sense and discretion are in the management of her department. Account books have disturbed the peace of many a good little wife, because totals seem so much more appalling to her unformed mind than the same sums when divided up among the number of days for which they are required. It is also an excellent plan to write down a series of menus suited to the season, to the individual appetites of the family and to the amount of money allotted for the purchase of edibles, and then vary the fare from day to day and from week to week by forming different combinations of meats, soups and desserts.

Many housekeepers believe that fresh roast or boiled meat is an essential part of every dinner, especially where hearty men are at table; but this is a mistake, as an experiment will prove. Many men may at first, solely from force of habit or from some inherited notion or prejudice, think that they like the roast best and that they need it; but if pleasing and well made dishes prepared from yesterday's roast beef or boiled mutton are set before them, they will quickly show that the change is wholly acceptable. Then, too, if a roast is neatly carved at its first appearance and afterwards carefully re-trimmed, it may be served cold the next day with satisfactory results, provided it be accompanied by an abundance of attractively prepared vegetables.

Plain boiled potatoes should never be served with cold meat; baked potatoes that have been left in the oven until exactly done

and then squeezed in the hand to break the skins, are much liked with viands that are to be eaten cold. Macaroni and spaghetti and savory rice are also particularly appropriate at a meal of this kind. If the masculine head of the house habitually carves, he may not object to cutting and serving cold meats, but the chances are that he will more readily perceive their excellence if they are sent to table already properly sliced and neatly arranged upon a pretty platter with a few sprigs of parsley or cress strewn over them and a silver fork laid invitingly across the whole. All the rough pieces and ragged edges should, of course, be cut away when the meat is sliced and saved for *ragouts*, stews or soups.

The wise and thrifty housekeeper who is an abundant but discreet provider will see that sufficient meat is properly cut from a roast for whomsoever is to partake of it at a later table. This habit relieves her mind of any anxiety lest the meat should be roughly treated by an inconsiderate or unskilful carver and thus spoilt, at least in appearance, for another day's dinner. If one has a refrigerator, it is good policy not to send a cold roast to table until at least the second day after it has been served hot, this postponement affording opportunity for judicious variety in the dinner menus. During cold weather this plan is always practicable, and in very hot weather it is advisable to purchase in the first instance as small a roast as can possibly be cooked to advantage.

The woman who values the health of her family will avoid all meats on sultry days, provided the bread-winner agrees with her views regarding both present comfort and future well-being. Of course, there are many persons who prefer cold meat in the hottest of weather, and who will not relinquish animal food, no matter how high the mercury rises. In this case meat may be roasted early in the day, even while the breakfast is being prepared; and when perfectly cold it may be cut into dainty slices and served with crisp lettuce dressed only with salt, pepper, oil and vinegar—a French dressing that is appetizing, refreshing and nourishing. Olive oil, when perfectly sweet, is always beneficial to those who require foods that easily assimilate, although many persons mistakenly believe it to be very heavy food. It is one of the most delicate of vegetable products, and is of itself extremely easy of digestion; but it may be over-seasoned and thus become injurious. As an economical supplement to an inexpensive dinner, olive oil is quite as valuable as it is in the preparation of the most luxurious meal. After a bottle has been opened, it must always be kept closely corked and laid upon its side in the ice-box, or, at least, in a cool, dark place. To be lavish of oil is bad housekeeping, but to use it reasonably and preserve it carefully is a wise economy.

In the purchase of meat there are many small methods of economizing. Thus for a small family which requires a very little roast, the best cut is from three and a-half to four and a-half pounds of the first end from the porterhouse steak. As a roast this cut is less expensive by one or two cents per pound than it is when purchased as a steak. After it is trimmed and weighed, ask the butcher to cut off a slice and send all home together; you thus have a steak as well as a roast, and have made a saving which, if frequently repeated, will amount to a very respectable sum in the course of a year. In purchasing a leg of lamb or veal a like method may be followed to secure a roast and a cutlet at the same time and at a less rate than if both were bought separately.

In the matter of vegetables, if the housewife is not fortunate enough to have a garden of her own to go to at will, she may purchase from the cheapest venders only to find that, as a rule, their merchandise is inferior in quality or else is not fresh, having generally been made fairly presentable by being placed over night in an ice-box or in tubs of cold water. The least expensive vegetables are seldom if ever good, and the same is almost invariably true of butcher's supplies. Therefore, the careful buyer often finds in the course of her marketing that the meat stall and vegetable and fruit stands where the finest of goods are sold and correspondingly high prices are demanded are really the cheapest. This, however, is a matter which the housekeeper can only decide after some experience and much searching, for in no other way can she become an expert caterer for her family or a wise instructor for her servants; and in no other way can she keep her expenses down to a proper level and give her husband and children good and substantial food.

SPECIAL NOTICE.

TO SUBSCRIBERS:—

Subscribers to our Publications, when ordering a change in the Post-Office Address to which they wish their Publications mailed, are particularly requested to give their full former Address, together with the new Address, and state the month and year in which the subscription began. Thus:

THE DELINEATOR PUBLISHING CO. OF TORONTO, LIMITED:

Mrs. John Lockhart, formerly of Cannington, Ontario, whose Subscription for *THE DELINEATOR* began with April, 1890, desires her Address changed to Oshawa, Ont.

THE DELINEATOR PUBLISHING CO. OF TORONTO, LIMITED.

FITTING OUT THE FAMILY.

The planning of the Winter wardrobe is always a serious matter in our little household, but the seriousness of the occasion is largely intermingled with delight, because after each of us girls passes her twelfth birthday she is allowed to have a voice in the selection of the colors and fabrics for her gowns, hats, etc. Mamma says this experience teaches her daughters to become little women, and she does not believe it makes them vain, as I have heard some short-sighted mothers claim.

There are four of us beside mamma to be provided for. I am Elizabeth, the oldest child, and was sixteen my last birthday; then come Carrie, who is twelve, Freddie, nine, and Annie, "the baby," who is seven years old. Mamma considers me quite a woman now and has looked to me for some time for assistance in choosing and making the family clothing; and so we plan everything together. There are years in the experience of every household when, even with the most careful forethought, the wardrobe of the entire family seems to give out "all at once," like the Deacon's chaise; and so it was with us this year. We always try to arrange so that we will only have to make up two outer wraps in a season; for as we do all our own sewing, the work has to be considered, to say nothing of the expense. This Autumn, however, it happened that every member of the family was in need of a top-garment in addition to the regular Winter costumes.

We invariably consider mamma first in our household, in the matter of apparel as well as in everything else; and so, as usual, we began with her outfit. Although she has a daughter of sixteen, every one thinks her much younger than she really is, because she is so gentle and happy-looking. She has pretty blue eyes, soft brown hair and a rather slight but nicely rounded figure. It is never difficult to choose for her, for she looks well dressed and lady-like in the plainest and least expensive of gowns. This year she seemed to have very little to commence with. There was her brown cashmere of last Winter, but it was impossible



to disguise the hopelessly worn-out bodice. So we decided to sponge and freshen the skirt, put new braid on the foundation and re-drape the whole in straight plaits. To wear with this skirt, which really looked as good as new, we provided a shirt-waist of gray silk flannel showing fine dark-red stripes. The pattern used in shaping the waist was No. 3486, which costs 1s. 3d. or

30 cents. In each front are arranged three tucks, each of which is stitched with red silk, and similar stitching is applied upon the cuffs and collar and across the yoke. The closing is made with red crocheted buttons, and a belt of the material, decorated at its upper and lower edges with stitching draws the fulness of the garment in becomingly at the waist-line. A waist of this kind is sure to be very serviceable, for its color and texture are such that it will harmonize with a great variety of skirts and over-skirts.

For a dressy gown we chose dark-blue Henrietta cloth. The foundation skirt of cambric is faced with the material across the



3498

3498



3497



3497

back-breadth to a depth of four inches, and the gores are faced to the belt. The drapery falls with apron effect to the foot of the skirt in front, is opened at the sides to the belt, and hangs in straight breadths at the back. Each side of the front-drapery and the adjacent edges of the back-drapery are handsomely trimmed with braid passementerie. The pattern of this skirt is No. 3498, price 1s. 6d. or 35 cents. A pad is worn under the top of the back-breadth to relieve the severe flatness of the drapery, and a twelve-inch reed is added, its sheath being placed across the breadth ten inches from the belt. The bodice was shaped by pattern No. 3497, price 1s. 3d. or 30 cents. It is a very new and artistic mode and

gives mamma, as we tell her, "a decided presence." It has jacket fronts which reveal a dainty vest effect in soft blue Surah. The

silk is arranged in plaits that start from the shoulder seams, and is wrapped across the bodice in semi-surplice style, the right surplice-front crossing to the left side and terminating at the waist-line, where the fulness is gathered together in a horn buckle. Mamma could not afford a silver buckle, and she despises sham jewelry and ornaments; but the horn buckles are pretty and stylish, and they do not claim to be anything but what they really are. The one selected for this bodice is of a light shade that harmonizes exquisitely with the blue of the gown. The sleeves are full at the top and close-fitting below the elbow. Passementerie matching that on the skirt is arranged on the jacket fronts and on the back of the bodice; the collar is similarly decorated; and the portion of the front exposed between the surplice fronts is trimmed with perpendicular parallel lines of the braid. To wear with this truly dainty toilette is a blue felt *capote* which we trimmed at home with blue ribbon, three pretty blue tips arranged in front and a *pouf* of blue velvet, narrow velvet ties to match being pinned closely under the chin. Black undressed kid gloves are worn, and the entire effect is lady-like and wonderfully stylish. This toilette can be worn in the Spring as well as during the Winter, for the jacket fronts of the bodice render it entirely appropriate to wear on the street without a wrap.

Mamma had a black jacket last Autumn, and we decided she needed a cape to wear when the jacket was too heavy.

For this purpose we chose light-weight black broadcloth and made it up by pattern No. 3514, price 10d. or 20 cents. Cloth of this kind may now be bought very cheaply, and it is just the proper material for such a garment.



3514

3514

3514

3514

The cape has a close-fitting yoke, but is easily adjusted upon the shoulders. The cape section is accordion-plaited, and the inside of the yoke is lined with old black silk, while a piece of new silk was used to line the high collar. This cape was quickly made and will prove a very useful garment.

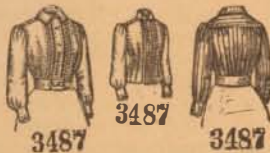
Mamma had never before worn a long cloak, but she decided to have one this year. The style selected was that shown in pattern No. 3506, price 1s. 8d. or 40 cents; and the material was one of the light-weight cloakings in dark-brown. The fulness of the cloak is gathered to a yoke that is pointed both front and back, the yoke, and also the high standing collar being made of brown velvet. Two rows of shirring at the waist-line confine the fulness desirably at the back, and the garment is closed by invisible hooks and eyes, a bow of ribbon with long ends being placed at the point of the yoke in front. This cloak, which completed the outfit for "the little mother," is very protective, and while quite dressy and graceful in design, it is eminently well suited for wear during very cold or stormy weather.



3506

3506

I, as the oldest of the children, received next attention. A pretty dark-gray cashmere that had seen much service last year was without sleeves, and the bodice was otherwise so well worn that a waist was absolutely necessary in order to utilize the dress at all. We shaped the cashmere in simple straight breadths, shirred them three times at the top, and joined them to a belt. To wear with this skirt a shirt-waist of cherry-red cashmere was made by pattern No. 3487, which costs 1s. or 25 cents. This was very similar to mamma's waist, but the stitching was done with



3487

3487

3487

gray silk; and as I am very slender, the waist was made long enough to fall in sailor fashion over the skirt, instead of being belted in, a rubber band being inserted to hold the fulness close to the figure.

For a new dress I had some time before decided upon an inex-

SAMPLES FREE.

convince you of the merit of our goods we will send samples FREE of any of our productions which admit of being sampled. State price and articles desired and enclose Two Cents to prepay our reply. Goods exchanged or money refunded, unless made especially to order.

KURSHEEDT'S STANDARD FASHIONABLE SPECIALTIES

is published four times a year, and is sent FREE for one year to parties ordering goods to the value of One Dollar or over.

Yearly Subscription, 25 Cents.

Single Copies, 7 Cents.

Autumn Number Now Ready.

Please mention the DELINEATOR.

THE KURSHEEDT MANUFACTURING CO., New York City.

ACCORDION-PLAITING.

Price for plaiting ladies' own material:

An additional charge of 3 cents per yard will be made when the goods require hemming, and a further charge of 2 cents per yard when the goods require seaming. Transportation extra. The price is for each yard of plain material. Ladies, who so desire, may send us a small piece of their Dress Goods, say about 6 or 8 inches square, and we will plait it for them in Accordion style, FREE OF CHARGE, so they can judge how their goods will appear when finished. Accordion-Plaiting up to 20 inches in width, in both one-half and one-quarter inch plaits, is much used in making up stylish and fashionable capes.

ACCORDION-PLAITING FREE. We will plait in Accordion Style, FREE OF CHARGE, Drapery Nets purchased from us, in skirt length, width when hemmed not to exceed 45 inches.

SAMPLES.—Enclose two cents in stamps, stating price desired, and we will send you a Sample Line of new and choice designs of Black Silk Drapery Nets, including patterns well adapted for accordion plaiting.

The Articles illustrated on this Page have been prepared for Adaptation to Patterns contained in this DELINEATOR.

POSTAGE.—When not otherwise stated, all articles illustrated on this page will be sent postage Free.

| Width of Material. | Width of Plait. | Price per yd. | Width of Plait. | Price per yd. |
|--------------------|-----------------|---------------|-----------------|---------------|
| Up to 20 ins. | $\frac{1}{2}$ | 15 cents. | $\frac{1}{4}$ | 25 cents. |
| 20 to 45 " | $\frac{1}{2}$ | 25 cents. | $\frac{1}{4}$ | 45 cents. |



(For Adaptation see Fig. No. 431 L, on Page 294.)

B. 44512.—Kursheddt's Standard Cord Trimming, $1\frac{1}{4}$ inch wide, black only, silk, 44 cents per yard; mohair, 20 cents per yard.



(For Adaptation see Fig. No. 407 L, Page 184, September Delineator.)

A. 16.—Kursheddt's Standard fine satin-edge Plain or Moiré Ribbon, all silk, black and colors.
Inches wide.— $\frac{3}{4}$, 1, $1\frac{1}{4}$, $1\frac{1}{2}$, 2, $2\frac{1}{2}$, 3, $3\frac{1}{2}$.
Price per yd.—1c. 14c. 17c. 21c. 28c. 33c. 42c. 55c.
A. 14.—Kursheddt's Standard fan-edged Plain or Moiré Ribbon, all silk, black and colors.
Inches wide.— $\frac{3}{4}$, 1, $1\frac{1}{4}$, $1\frac{1}{2}$, 2, $2\frac{1}{2}$, 3, $3\frac{1}{2}$.
Price per yd.—7c. 11c. 13c. 15c. 18c. 24c. 28c. 35c.



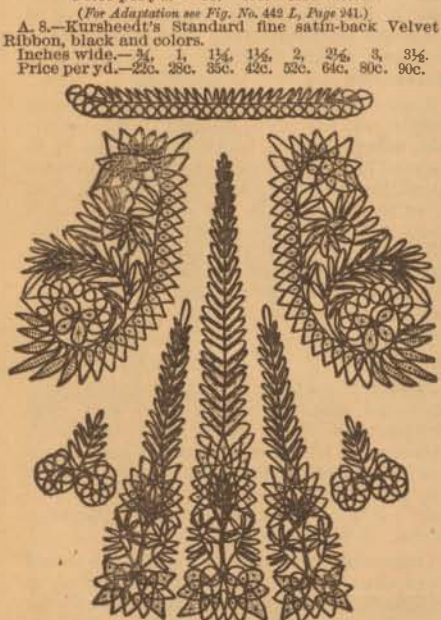
(For Adaptation see Fig. No. 455 L, Page 267.)

A. 2.—Kursheddt's Standard fine grosgrain satin-edge Ribbon, all silk, black and colors.
Inches wide.— $\frac{3}{4}$, 1, $1\frac{1}{4}$, $1\frac{1}{2}$, 2, $2\frac{1}{2}$, 3, $3\frac{1}{2}$.
Price per yd.—7c. 10c. 12c. 15c. 18c. 23c. 25c. 30c.

(For Adaptation see Fig. No. 446 L, page 245.)
A. 6.—Kursheddt's Standard linen-back Velvet Ribbon, black only.
Inches wide.— $\frac{3}{4}$, 1, $1\frac{1}{4}$, $1\frac{1}{2}$, 2.
Price per yd.—6c. 9c. 12c. 15c. 28c.

A. 7.—Kursheddt's Standard linen-back Velvet Ribbon, colors only.
Inches wide.— $\frac{3}{4}$, 1, $1\frac{1}{4}$, $1\frac{1}{2}$, 2.
Price per yd.—9c. 11c. 13c. 22c.

(For Adaptation see Fig. No. 442 L, Page 241.)
A. 3.—Kursheddt's Standard fine satin-back Velvet Ribbon, black and colors.
Inches wide.— $\frac{3}{4}$, 1, $1\frac{1}{4}$, $1\frac{1}{2}$, 2, $2\frac{1}{2}$, 3, $3\frac{1}{2}$.
Price per yd.—22c. 28c. 35c. 42c. 53c. 64c. 80c. 90c.



(For Adaptation see Fig. No. 391 L, Page 154, Sept. Delineator.)

B. 026.—Kursheddt's Standard Princess Passementerie Garniture; waist decoration consists of five pieces, boleros, collar and cuffs; made of black silk, \$2.00; made of gold or silver, \$2.75.

Ornaments for skirt, $4\frac{1}{2}$ by 16, black silk, 53 cts.; gold or silver, 71 cts.; $4\frac{1}{2}$ by 24, black silk, 68 cts.; gold or silver, 91 cts. Set of three, as shown on skirt, black silk, \$1.65; gold or silver, \$2.20.



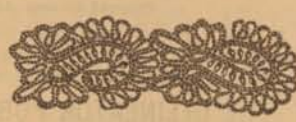
(For Adaptation see Fig. No. 383 L, Page 147, Sept. Del.)

L. 5899.—Kursheddt's Standard White Pearl Ring Gimp, $1\frac{1}{4}$ in. wide, 35 ornaments to the yard, \$1.25 per yard.



(For Adaptation see Fig. No. 445 L, Page 244.)

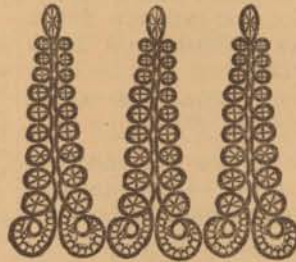
L. 10181.—Kursheddt's Standard fine black cut-bead Points, size $2\frac{1}{4}$ ins. by 3 ins., 16 ornaments to the yard, single ornaments, 10c.; \$1.50 per yd. Size, $3\frac{1}{4}$ by $4\frac{1}{4}$ ins., 15 ornaments to the yard, single ornaments, 16c.; \$2.15 per yd. Size, 3 by $6\frac{1}{4}$ ins., 12 ornaments to the yd., single ornaments, 27c.; \$3 per yd.



L. 5514.—Kursheddt's Standard black bead Gimp, $2\frac{1}{4}$ ins. wide, 8 ornaments to the yard, single ornaments, 10c.; 75c. per yard.



L. 84161.—Kursheddt's Standard fine black bead Gimp, $2\frac{1}{4}$ ins. wide, 10 ornaments to the yd., single ornaments, 11c.; \$1.00 per yard.



(For Adaptation see Fig. 388 L, Page 151, Sept. Del.)

L. 4681.—Kursheddt's Standard Point, made of fine Cut Beads and Black Silk Princess Braid, 3 ins. deep, 19 ornaments to the yard; single ornaments, 7c.; \$1.25 per yd.; 5 ins. deep, 15 ornaments to the yd.; single ornaments, 15c.; \$2.04 per yd.; $7\frac{1}{2}$ ins. deep, 25c.; \$2.38 per yard.



L. 17115.—Kursheddt's Standard fine black cut-bead Boleros, \$2.25 each.



B. 6041.—Kursheddt's Standard Silk cord and drop trimming, in black only, $1\frac{1}{2}$ ins. wide, 52 cts. per yard.

Ostrich Feathers to Order, in any Shade or Color desired.


L. 501.—14-in. Plume, \$1.50 each; Ostrich Plumes in 12-in., 75c. to \$2.00 each; 14-in. Plumes, \$1.00 to \$2.50 each; 16-in. Plumes, \$1.50 to \$4.00 each; 18-in. Plumes, \$2.00 to \$5.00 each; 20-in. Plumes, \$5.00 to \$10.00 each.



B. 01001.—Kursheddt's Standard black silk cord and silk chenille Gimp, $1\frac{1}{4}$ ins. wide, 38 cts. per yard.



B. 1054.—Kursheddt's Standard black silk cord and silk chenille Gimp, $2\frac{1}{4}$ ins. wide, 45 cts. per yard.

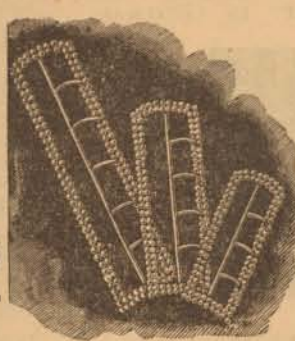


B. 0991.—Kursheddt's Standard Gimp, $1\frac{1}{4}$ ins. wide, made of gold tinsel and black silk chenille, 75c. per yd.

B. 9291.—Same design, $\frac{3}{4}$ in. wide, 39 cts. per yard.

Ostrich Feathers to Order, in any Shade or Color desired.

L. 500.—8-in. Tip, \$1.25 per bunch of three. Ostrich Tips, in black and colors. 6-in. Tip, from 50c. to \$1.50 per bunch of three; 7-in. Tip, 75c. to \$2.00 per bunch of three; 8-in. Tip, \$1.00 to \$2.50 per bunch of three.



(For Adaptation see Fig. No. 6, Page 211.)

L. 0921.—Kursheddt's Standard Cut-Steel Buckle, small size, 33 cents; medium size, 45 cts.; large size, 60 cts.

L. 29773.—Kursheddt's Standard Buckle, bronze, brown or steel, small size, 15 cts.; medium size, 20 cts.; large size, 25 cts.

Kursheddt's Standard Jet Buckle, small size, 35c. and 50c.; medium size, 40c. and 55c.; large size, 50c. and \$1.00.

L. 34301.—Kursheddt's Standard fine Black Silk Hand-Crochet Slide, small size, 65 cents; medium size, 75 cents; large size, 95 cents.

black silk chenille drop Fringe, $3\frac{3}{4}$ ins. deep, 69 cts. per yard.

B. 1824.—Kursheddt's Standard chenille and silk fringe Dress Front, size, 18 x 39 ins., black only, \$3.52.

B. 1409.—Kursheddt's Standard Silk Princess Passementerie and Silk Fringe Dress Fronts, black only, size, 17 x 36 ins., \$3.75.

B. 1108.—Kursheddt's Standard silk cord and chenille passementerie and silk fringe Dress Front, black only, size, 16 x 36 ins., \$4.50.

B. 1825.—Kursheddt's Standard chenille and silk fringe Dress Front with Milan Drops, size, 18 x 39, \$5.25.




(For Adaptation see Fig. No. 17, Page 292.)

B. 1826.—Kursheddt's Standard chenille Dress Front with Milan Drops, 18 x 39 ins., \$7.50. Cuffs to match, \$1.00.

B. 73512.—Kursheddt's Standard

IN THE PRESS.—TO BE ISSUED SEPTEMBER 1, 1890.

How to Cook Well at Small Cost.



The Pattern Cook-Book,

COMPLETE, PRACTICAL, RELIABLE.

A Comprehensive Work on the CULINARY SCIENCE, embracing
THE CHEMISTRY OF FOOD;
THE FURNISHING OF THE KITCHEN;
HOW TO CHOOSE GOOD FOOD;
A CHOICE SELECTION OF STANDARD RECIPES;
MEATS, VEGETABLES, BREAD, CAKES, PIES, DESSERTS;
PROPER FOODS FOR THE SICK;
A COMPLETE GLOSSARY OF CULINARY TERMS;
SIMPLE HOME-MADE REMEDIES;
ITEMS OF INTEREST IN THE KITCHEN AND
HOUSEHOLD GENERALLY.

Every Recipe in THE PATTERN COOK-BOOK has been THOROUGHLY TESTED. The ENTIRE WORK is written in CLEAR, SIMPLE and WELL CHOSEN ENGLISH, that Everybody can understand.

Especial Attention has been paid to the Statement of EXACT WEIGHTS and MEASURES. EVERY Household should have THE PATTERN COOK-BOOK.

PRICE, \$1.00.


Prepaid to any Address in British North America.

If THE PATTERN COOK-BOOK cannot be obtained from the nearest Agency for the sale of the Butterick Patterns, mail your order direct to us, sending funds by draft, post-office or express money-order or by registered letter.

THE DELINEATOR PUBLISHING CO., OF TORONTO, [Limited],
33 Richmond Street, West, Toronto.

EVERY ONE SHOULD POSSESS A COPY OF "SOCIAL LIFE,"

A BOOK EXPLANATORY OF PRACTICAL ETIQUETTE AND THE REQUIREMENTS OF SOCIETY IN GENERAL.



WRITTEN IN CORRESPONDENCE STYLE
AND INTENDED AS A COMPANION BOOK
TO "GOOD MANNERS."

*Either Volume is Indispensable to the
Uninformed upon Social Usages.*

The *débutante* or novice will find, contained in "Social Life," valuable instructions concerning the customs and correct deportment belonging to polite society; while those unacquainted with the most approved forms of Invitations and Replies may become thoroughly conversant with them by referring to the Appendix, which is devoted to this branch of Social Education. To be perfect in all the requirements of society, one must be complete master of fashionable methods of correspondence, and "Social Life" affords the uninformed the best instruction that can be obtained upon the subject.

PRICE, \$1.00 PER COPY.

Unless you can procure the book at the nearest Agency for the sale of our goods, send the price direct to us, and the Book will be forwarded, prepaid, to your address.

ADDRESS:

THE DELINEATOR PUBLISHING CO., OF TORONTO, [Limited],

33 Richmond Street, West, Toronto.

ANSWERS TO CORRESPONDENTS.

M. A. B.:—Trim the mahogany dress with black velvet and black cord passementerie, and make it by skirt No. 3416, price 1s. 3d. or 30 cents; and basque No. 3461, price 1s. or 25 cents. Both patterns are illustrated in the September DELINEATOR.

ROSE:—A grenadine costume trimmed as you describe will be stylish; make it by pattern No. 3456, which costs 1s. 8d. or 40 cents and is illustrated in the September magazine. A suitable pattern for the evening bodice is No. 3078, price 1s. or 25 cents. Make the cream lace over a cream silk foundation by pattern No. 3465, which is shown in the September DELINEATOR and costs 1s. 8d. or 40 cents. Try rice flour for checking perspiration. White Castile soap may prove effectual.

TEN YEARS SUBSCRIBER:—The form is correct.

JESSICA H.:—Wish the bride joy and congratulate the groom. Pie and strawberry short cake are eaten with a fork. Dress the salmon with slices of lemon, or squeeze the lemon juice over the salmon; eat it with a fork. "Thank you, I shall be pleased to accept your invitation." It is perfectly proper to write congratulations. Neither is correct.

THREE COUNTRY GIRLS:—A gentleman should not require assistance from a lady in assuming an overcoat. It is decidedly bad form for a young man, who is no more than an acquaintance, to call a girl by her Christian name. The young lady may with propriety take supper with her brother's friend, even if the brother has escorted her to the ball. It is usual for girls to provide the luncheon for a basket picnic.

WOMEN ARE ALWAYS INTERESTED IN DRESSES:



Well, it is natural they should be; for nothing improves their appearance more than a well-made gown. It's not every woman, though, who has been able to get the best results out of the material at her command, simply from lack of suitable things to do with. We have given the subject a great deal of thought, and expended considerable money to produce what she has felt the need of—

First, to make a business for ourselves.

Second, to supply her needs at a price within her reach.

And now any woman can with the assistance of

HALL'S BAZAR FORM

make her own dresses, and have them look quite as well as if they came from the best establishment.

Some people believe advertisers think of nothing but getting rid of their wares. Perhaps there are such, but we should not be classed with them. Our object is to make a lasting friend of each customer. We want no one to have a form who will not praise it.

Hall's Bazar Form is endorsed in the strongest terms by the Butterick Publishing Co., (Ltd.), and is Sold by nearly all their Agents.

If you want a Form, go to the nearest Butterick agency for it. The cost is trifling as compared with the saving it effects. You cannot afford to be without it.

For Illustrated Circulars, address:

HALL'S BAZAR FORM CO.,

833 Broadway, New York.



COMPLETE FORM. CLOSED AND OPENED. BAZAR SKIRT FORM. CLOSED AND OPENED.

DO YOU WANT A COMPREHENSIVE, CORRECT AND SYSTEMATIC HAND-BOOK OF GOOD MANNERS?



If so, we can supply your want, as we have recently published an EXHAUSTIVE, COMMON-SENSE WORK under the above title.

PRICE, \$1.00 PER COPY.

Whether mother or maiden, father or son, you cannot fail to be pleased with it—it is a handy book for the family circle, a guide, counsellor and friend to her who would be a perfect lady or to him who would become a finished gentleman.

If you cannot procure the Book at the nearest Agency for the sale of our goods, send the Price direct to us, and the Book will be forwarded, prepaid, to your address.

ADDRESS:

THE DELINEATOR PUBLISHING CO., OF TORONTO, [Limited],

33 Richmond Street, West, Toronto.

ANSWERS TO CORRESPONDENTS, (Continued).

ADORABLE:—A visitor, whether a man or woman, inquires for the person he has come to see. We see no reason why he should not remain, if her mother is absent, though if she receive him alone, he may pay a shorter visit. A young lady is chaperoned by her mother or a matron to a ball. It is improper for a young lady to drive with a gentleman alone.

IGNORANT SISTER:—The dark sample of hair is chestnut brown and the light sample is red. In the absence of ushers at a concert or church, the gentleman precedes the lady up the aisle; but the lady enters the seat or pew first. A catogan braid tied with velvet or grosgrain ribbon is fashionable. Satin will develop a pretty wrapper. Light-gray is a good color for a wedding gown.

FANNIE:—It is customary for a boy of any age to raise his hat to a lady.

DORA J.:—Combine black velvet with the striped suiting, and make it by costume No. 3466, which is illustrated in the September magazine and costs 1s. 8d. or 40 cents. Send the gloves to a professional scouter.

CRICKET:—Bathing the face with cream or milk is said to remove tan. We cannot assure the growth of the eye-lashes from the use of vaseline; however, it may be harmlessly applied, and we cannot recommend another remedy.

RUTLEDGE:—Write and describe the coin to Scott, coin collector, East Twenty-third street, New York city.

ETHEL T.:—The bang is softly curled and the hair is braided and coiled rather low on the neck. Wear a cheviot or other light-weight wool costume. A gentleman offers his arm to a lady invariably. Watch pockets are placed just back of the edge of the right front underneath. Since the fob chain has become fashionable, the watch pocket is little used.

METAL
TIPPED

EVER READY DRESS STAY

Will Not
Cut
Through

SEE NAME "Ever Ready" on back of each Stay **ASK FOR THEM**
TAKE NONE BUT THEM.

MANUFACTURED BY THE YPSILANTI DRESS STAY MFG CO., YPSILANTI, MICH.

A DESIRABLE ACQUISITION TO THE LITERATURE OF FANCY-WORK



Will be found in the SECOND, REVISED, EDITION OF OUR BOOK ON
"Needle-Craft: Artistic and Practical."

It is a Comprehensive and Eminently Useful Volume, and should be in the possession of every Lady who devotes any of her time to Needle-work.

PRICE, \$1.00 PER COPY.

A Revised Edition of this book has just been issued, and includes New Chapters, which embrace some of the latest fancy-work introduced. The book is replete with accurate engravings of decorative work, instructions for which are fully given. Every lady, who delights in making her home beautiful by her own handiwork, will appreciate the worth of this volume.

Should you not be able to procure the Book from the nearest Agency for the Sale of Butterick Patterns, send your order with the price direct to us, and the book will be forwarded, prepaid, to your address.

THE DELINEATOR PUBLISHING CO., OF TORONTO, [Limited],
33 Richmond Street, West, Toronto.

SEND FOR THE LATEST AND MOST COMPLETE WORK ISSUED IN THE INTERESTS OF DECORATIVE ART.



A BOOK OF ORIGINAL, ARTISTIC AND GRACEFUL DESIGNS, and one that should be seen in every Boudoir and Studio.

It is issued under the title of

"Needle and Brush: Useful and Decorative,"
and is sold at

\$1.00 PER COPY.

In this volume will be found innumerable and artistic designs for the decoration of a home, all of them to be developed by the Needle or Brush and the dainty fingers of either the novice or the experienced artist. The instructions are clear and comprehensive, and fully carry out the author's intention of rendering invaluable aid alike to beginners or graduates in the pretty art of decoration.

If the Book cannot be obtained from the nearest Agency for the sale of Butterick Patterns, mail your order with the price direct to us, and the book will be sent, prepaid, to your address.

THE DELINEATOR PUBLISHING CO., OF TORONTO, [Limited],
33 Richmond Street, West, Toronto.

HOW TO MAKE A HAPPY HOME.

Complete Instructions for Making Every Home Beautiful and, therefore, Happy, will be Found in our very Popular Book entitled



"Home-Making and House-Keeping,"

which treats exhaustively of all matters relative to making a home what it can and should be.

PRICE, \$1.00 PER COPY.

Prospective Brides and all Housekeepers, young or old, will find this invaluable book filled with hints and instructions through which the common-place may be made refined and beautiful, the beautiful comfortable, and all surroundings harmonious. To read and heed its monitions will bring order out of chaos, and in this particular may reduce confusion to serenity and thus establish happiness.

On receipt of price, the book will be forwarded, post-paid, to your address. If you cannot obtain it at the nearest Agency for the sale of Butterick Patterns, send your order directly to us.

THE DELINEATOR PUBLISHING CO., OF TORONTO, [Limited],
33 Richmond Street, West, Toronto.



A NEW AND EXHAUSTIVE BOOK UPON THE SUBJECT OF PERSONAL "BEAUTY: ITS ATTAINMENT AND PRESERVATION."



No Effort has been spared to make this the *Most Complete and Reliable Work* ever offered to Those Who Desire to Be Beautiful in *Mind, Manner, Feature and Form*. Defects in either direction are philosophically and scientifically discussed, in connection with suggestions and remedies concerning the same. The title fully explains the mission of the work.

PRICE, \$1.00 PER COPY.

While "Beauty" offers its readers copious information relative to the causes of physical blemishes and disfigurements, and gives innumerable remedies for defects of complexion, feature and form, it also includes many suggestions for the training of the mind and disposition in order that natural or acquired physical beauty may rest on an imperishable foundation. The remedies for physical defects have been gathered from the most authentic sources, and all have the merit of having been "tried and not found wanting."

As this book is more comprehensive in its dealing with the subject of Beauty than any other before published, its popularity is a foregone conclusion.

If the Book cannot be obtained from the nearest Agency for the sale of Butterick Patterns, mail your order direct to us, sending funds by draft, check, post-office or express money-order, or by registered letter.

THE DELINEATOR PUBLISHING CO., OF TORONTO, [Limited],

33 Richmond Street, West, Toronto.



SIR WALTER SCOTT'S WAVERLEY NOVELS. 25 Novels in All—Complete in 12 Volumes. —5,000 PAGES.—

To Sir Walter Scott is due most that is good and pure in modern fiction. He superseded the fabulous romance, the pedantic legends, the childish tale and established the rational school of novelistic art. A perusal of the Waverley Novels gives a clearer conception of historical events and characters than can be gathered from the works of a dozen dry historians. The writing is impressive and cannot be forgotten. Those who have not yet read the works of Scott have a great pleasure before them, and those who have read will read again with unabated interest.

THE WORKS OF CHARLES DICKENS. 15 VOLUMES. 5,000 PAGES.

If you have not studied Dickens your education is incomplete. He writes about you and your friends. You can recognise them all in his characters. Dickens is humanity's chronicler and there is no form of human nature to which he has not given an individuality. Read Dickens by all means, not once but often. The delight will be always fresh and each reading will develop new beauties. No library is complete if it does not contain the works of both Scott and Dickens. These two sets of books are printed on good paper with clear type, neat binding, size 5x7 1/2, and about 5,000 pages in each set. We offer either set delivered for only \$1.60 or both together for \$3.00. Send all orders to

WORLD MANUF'G CO., 122 Nassau St., New York.

THE SICK ROOM



Should be perfectly quiet. No noisy, squeaky shoes. No loud thumping up the stairs. A nurse may become spirit-like in her movements. How? By wearing the Alfred Dolge Felt Shoes or Slippers. They are exactly right

for the sick-room. Equally good for the servants, whose steps so often distract. The mistress, also, finds them invaluable. Easy, comfortable, durable. Ask for them, and be sure you get the genuine Alfred Dolge. Illustrated circulars of the sole agents,

DANIEL GREEN & CO., 122 East 13th St., N.Y.

ANSWERS TO CORRESPONDENTS, (Continued).

EUTERPE:—We do not advise your accepting as escort a man with whom you are but slightly acquainted.

GAIL:—Combine a darker shade of velvet with the olive-green Henrietta, and make it by pattern No. 3442, which is shown in the September DELINEATOR and costs 1s. 8d. or 40 cents.

TRIX:—The stone for January is the garnet, and that for August is the sardonyx. A polite man lifts his hat every time he meets a lady.

MISS MARY BROWN:—Try rubbing the face with vaseline at night and bathing it with hot water in the morning. The flesh worms may be removed by pressing them with a watch-key, after which use vaseline to prevent inflammation.

TOPSY:—Refer to figure No. 383 L in the September magazine for the bridal costume, which was cut by pattern No. 3465, price 1s. 8d. or 40 cents. Orange blossoms are not mixed with foliage. The veil should extend to the edge of the dress. The low-cut bodice will be pretty. Mousquetaire Suède gloves are better form than mitts.



THE BANNER LAMP

EXCELLS ALL OTHERS FOR
Beauty, Brilliancy,
Safety & Economy.

GIVES A STEADY WHITE
LIGHT.

SUPERIOR IN WORKMANSHIP
AND FINISH.

Prices Lower than ANY
OTHER LAMP of equal merit.
Several attractive styles.

Ask your dealer for it.
TAKE NO OTHER.

THE PLUME & ATWOOD MFG. CO.
New York, Chicago, Boston.

A USEFUL HOUSEHOLD WORK.

"THE PERFECT ART OF
Canning AND Preserving,"

PRICE, 15 CENTS.

A Convenient and Handsome 16-Page
Pamphlet fully explanatory of
Canning and Preserving.

The Author is widely known as a RELIABLE
AUTHORITY ON

All Matters of Household Economy;

and the Important Subject of the Work is
so Intelligently Handled that the OLDEST
as well as the LEAST EXPERIENCED of
HOUSEKEEPERS will be benefited by its perusal. The Book contains full instructions regarding

**JAMS, MARMALADES, JELLIES,
PRESERVES, CANNING, PICKLING,
CATSUPS. RELISHES.**

Besides many Hints and Suggestions as to Selecting Fruit, the Easiest and Quickest Methods of doing Good Work, etc., etc.

The Price of "The Perfect Art of Canning and Preserving" is only **15 Cents**, on receipt of which it will be mailed, postpaid, to any Address in Canada. Address,

THE DELINEATOR PUBLISHING CO. OF TORONTO, LIMITED,
33 RICHMOND STREET, WEST, TORONTO.

"The Correct Art of Candy-Making at Home,"



A most attractive 24-page Pamphlet containing
reliable instructions for successful

CANDY-MAKING AT HOME.
PRICE, 15 CENTS.

The information given in this Pamphlet is derived
from PRACTICAL EXPERIENCE, and its AUTHEN-
TICITY IS BEYOND QUESTION.

The Subject is fully treated, from the Minutest
to the most Important Details; and the Arrange-
ment and Style of Diction are such that the Instruc-
tions may be as easily followed by a Child as by
an Adult.

The Book is divided into Departments, which
introduce the Finest as well as the Plainest Candies made by the best Con-
fectioners, and include

**CREAM CANDIES, BONBONS, NUT AND FRUIT CANDIES, PASTES,
DROPS, MEDICATED LOZENGES, AND CANDIED
FRUITS, FLOWERS AND NUTS.**

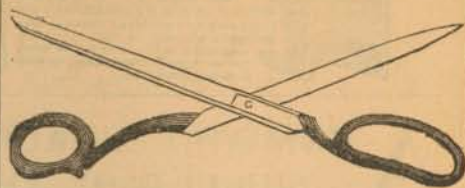
The Important Details of "Boiling," "Testing" and "Coloring" are
Thoroughly Explained, thus ensuring Success, and also removing all doubts
as to the Wholesomeness of Properly Made Candy.

The Price of "The Correct Art of Candy-Making at Home" is **15 Cents**,

On receipt of which it will be mailed, post-paid, to any Address in Canada. Address

THE DELINEATOR PUBLISHING CO. OF TORONTO, LIMITED,
33 RICHMOND STREET, WEST, TORONTO.

OUR CELEBRATED



Shears and Scissors.

POINTS—2 Sizes.



| No. | Length. | Price. |
|----------|----------------|--------|
| 34,..... | 5 inches,..... | \$0.60 |
| 35,..... | 6 inches,..... | 0.75 |

LADIES' SCISSORS—4 Sizes.



| No. | Length. | Price. |
|---------|-----------------|--------|
| 3,..... | 5 inches,..... | \$0.50 |
| 4,..... | 6 inches,..... | 0.60 |
| 5,..... | 6½ inches,..... | 0.75 |
| 6,..... | 7 inches,..... | 1.00 |

POCKET SCISSORS—2 Sizes.



| No. | Length. | Price. |
|----------|-----------------|--------|
| 10,..... | 4 inches,..... | \$0.50 |
| 11,..... | 4½ inches,..... | 0.60 |

LADIES' STRAIGHT SHEARS—3 Sizes.



| No. | Length. | Price. |
|----------|-----------------|--------|
| 14,..... | 6½ inches,..... | \$0.60 |
| 15,..... | 7 inches,..... | 0.75 |
| 16,..... | 7½ inches,..... | 1.00 |

LADIES' BENT SHEARS—3 Sizes.



| No. | Length. | Price. |
|----------|-----------------|--------|
| 25,..... | 8½ inches,..... | \$1.10 |
| 26,..... | 9 inches,..... | 1.25 |
| 28,..... | 10 inches,..... | 1.50 |

ADJUSTABLE BUTTON-HOLE CUTTERS,
25 CENTS EACH.

On receipt of Price and Order, we will
send to any part of the world any size of Shears
or Scissors in the above List, charges for car-
riage to be paid by the purchaser. We send
out no goods C. O. D.

The Butterick Publishing Co. [Limited].

7, 9 and 11 West 13th St., New York.

LADIES !

SEE THAT YOU GET

- KERR'S -

N. M. T.

SPOOL ❖

❖ COTTON

It is THE BEST for Machine or
Hand Sewing

Sold by all Leading Dry Goods Merchants

Belding, Paul & Co.'s

WASH
SILKS

FOR

Fine Art Needle-work

THESE goods are made in FILO FLOSS,
ROPE SILK, TWISTED EM-
BROIDERY, COUCHING, ETCHING
SILK, KNITTING SILKS, Etc. All
made in beautiful Art Shades, now so popular.
These colors are dyed in the most improved
methods known, and are fast against light and
washing.

The Best Spool Silk

BELDING, PAUL & CO.'S

100 YDS.

50 YDS.

AND 10 YDS.

This brand is the same as sold in the States
under the name of Belding Bros. & Co., and
its sale far exceeds ANY OTHER make.

We keep in stock all sizes of Blacks, and a
large assortment of all new and fashionable
Colors.

LADIES

ASK FOR

Belding, Paul & Co.'s **SPOOL SILK**

And you will get the BEST MADE.

Every spool is strong, smooth and guaranteed
full length.

MANUFACTURED BY

Belding, Paul & Co.

MONTREAL

THE DELINEATOR.

THE METAL TIPPED Ever Ready Dress Stays

IMPOSSIBLE TO CUT THROUGH THE GARMENT



EVER READY Waterproof Dress Protector

BEWARE OF WORTHLESS IMITATIONS

Insist on having the "EVER READY"

Ask for THE **B & C** CORSET

Every Pair Guaranteed Satisfactory and Stamped with our Name,
without which none are Genuine

BRUSH & CO., Manufacturers

TORONTO



LADIES! Ask your Shoe Dealer for
WHITEMORE'S

Gilt Edge Dressing

THE LADIES' FAVORITE

Once Tried Always Used Bottles Hold Double Quantity

For Sale by all Retail Dealers

Canada Paper Co.

15 FRONT ST. WEST

HEAD OFFICE: MONTREAL

TORONTO

MANUFACTURERS OF

Printing & Wrapping Papers

AND IMPORTERS OF

STATIONERY, TWINES, ETC.

Paper and Cover of this Magazine is manu-
factured by the Canada Paper Co.



ASK TO SEE THE
P. N. CORSETS

MADE IN A GREAT MANY STYLES



For sale by all Leading Retail Dealers



Remington Standard **Typewriter**


THE INTELLIGENT LADY'S FRIEND

It will pay you better than any other business

Machines sent on rental to any address

GEO. BENGOUGH

4 ADELAIDE ST. WEST - TORONTO



NOTICE
SCRIPT NAME
OF
ON
LABEL,
AND GET
THE GENUINE




THE DELINEATOR.

D. ARMSTRONG & CO.

Manufacturers of

Ladies' Shoes

ROCHESTER, N.Y.



We Manufacture



OUR NEW PROCESS
McKay's Shoes Lasted without Tacks



OUR INTERNATIONAL FLOWER

A Complete Assortment of these Goods are kept on. sale by
all the Leading Boot and Shoe Stores.

SHOPPING BY MAIL



OUR main object in publishing this detailed price list of the store is to increase the business of the Mail Order Department. You and we may be quite a distance apart, measured by miles, yet, by reason of our mail order facilities we're virtually next door to you. There's absolutely nothing in the entire establishment that you can't have precisely as if you stood in person before any counter, and at exactly the same price.

Some things in this connection you need to bear in mind: "We sell for cash only and strictly at one price. It is never safe to send money in ordinary letters. Register it, or buy a money order. Bank drafts are all right, but checks, unless certified, WILL NOT BE ACCEPTED. Postage stamps received to the amount of one dollar or less.

Write understandingly. For instance: Mrs. A. writes—"Send me samples of fall dress goods." It'd take a bushel basket to hold them. Mrs. B. writes—"I want samples of something in gray, for a travelling dress, not to exceed 75c. a yard, and an idea in appropriate trimming." Mrs. B. gets it by first mail.

Be sure you have your name, post-office, county and province written plainly. Full and legible addresses, besides greatly facilitating business, insure prompt attention. Always sign the same name, as much annoyance is often caused by our not knowing that Mrs. Mary Smith and Mrs. John Smith mean the same person. In ordering silks, dress goods, and similar fabrics, it is best to use the order sheet which accompanies the samples received. After making out your order, it is advisable to look carefully over it to see whether it is correct.

State definitely whether your order must be filled exactly as per sample, or whether we can use our judgment in selecting a substitute, if the goods ordered are all sold.

We send samples of all mailable merchandise free, of course; and that very reason should make you careful so as not to put us to any more expense than is necessary. Many things cannot possibly be sampled, but there's hardly a doubt but what we can supply them to your satisfaction, providing you tell us distinctly what's wanted.

We fill all orders the same day as received. If you don't hear from us promptly, write again. Letter may have miscarried.

Some goods are not returnable, on account of their personal nature, or the difficulty of returning them in same condition as when delivered. We shall use every reasonable endeavor to rectify mistakes of any kind.

Packages weighing four pounds or less can be sent by mail; and when registered, almost absolute safety of delivery is assured. Always state in your order how you desire your goods to be shipped; whether by mail, express or freight. If by freight, state the line when possible; if by mail, enclose sufficient in stamps or money to cover the cost of postage, at the rate of one cent per ounce, and an additional five cents if you wish the package registered. There's an advantage in sending by express, as the companies pay for the goods if lost.

It is always a good plan to estimate liberally on the cost of postage; all the remittance over the actual amount required will be returned on the same day order is filled.

You may be one of those who believe what good Ben. Franklin taught, "That if you want something half done you must get others to do it for you; but if you want it well done you must do it yourself." But did you ever try to do your own shoemaking, or plumbing, or tooth-pulling? There are a thousand things in this world that some one else can do better than ourselves; a person with taste and experience, born of long service and a knowledge of right values, wearing qualities and fashion changes, can shop for you better than you can yourself. The clerks are supposed to think, to interpret your needs according as you write—if you write understandingly, so much the better. Under such conditions we *guarantee perfect satisfaction*.

But you won't know what a help shopping by mail is till you have tried it.

SUBSTITUTES.—It sometimes happens that goods described in our catalogue get out of market and cannot be had. In such cases the nearest we have is substituted. If nothing but the article ordered will do, please use the words "Do not substitute" after each item. In such cases the exact article is sent or the money returned.

ERRORS.—We sometimes make them—so does every house, but we promptly and cheerfully correct them if you write to us. Try to write us a good-natured letter, but if you cannot, then write to us any way. Above all things, do not let an error pass unnoticed, or complain to your neighbors about it. We are anxious to make right, at the earliest possible opportunity, any mistake that may occur.

OUR name is a warrant. The proof of this is the daily increasing list of new names coming to us from all parts of the country. Dwellers in sections which a few years ago could be found only on the most accurate maps, now order merchandise through our Mail Order Department with the same facility as though present in person.

T. EATON & CO.

MAIN ENTRANCE—190 YONGE STREET, TORONTO.

The largest and best appointed Dry Goods House in the Dominion. Over 3 acres of selling space.

PEARS



"AND A NICE LITTLE BOY
HAD A NICE CAKE OF SOAP
WORTHY OF WASHING THE HANDS OF THE POPE."

INGOLDSBY LEGENDS.

THE
DARK CONTINENT
AND ITS SECRETS

A Thrilling record of H. M. STANLEY'S Exploration and Discovery in Equatorial Africa,
including the narrative of

"HOW I FOUND LIVINGSTONE"

And the Great African Explorer's recent successful search for Emin Pasha, together with
Chapters on the Congo Free State, on the Mahdi's Rebellion in the Soudan, on
the Slave Trade, and on Missionary and Trade Enterprise in Africa,
etc., etc.

Compiled and Edited by G. MERCER ADAM

WITH ILLUSTRATIONS



CLOTH EXTRA BINDING \$1.00

"The Physical Life of Woman"

ADVICE TO THE MAIDEN, WIFE AND MOTHER

By GEO. H. NAPHEYS, A.M., M.D.

To which is added *Parturition Without Pain* By L. M. HOLBROOK, M.D.

CLOTH EXTRA \$1.00

"Advice to a Wife, and Advice to a Mother"

By DR. PYE HENRY CHAVASSE


Full information as regards Health, Treatment of complaints incidental to pregnancy, labor
and suckling, with an introduction especially addressed to a Young Wife ; also, full particulars
as to the management of children's illness and accidents.

CLOTH EXTRA \$1.25

Any of the above books sent, postage paid, on receipt of price by the
publishers

Rose Publishing Co. - Toronto

MENTION THIS MAGAZINE



The Home Art Studio of Vermont.

13 GROVE ST., RUTLAND, VT.

189

Received from M

3 cm

^{ligularis}
Well watered in summer and shade
Chrysanthemum, rich soil plenty
of water in dry weather

May 18
Papineauville, 189

M *P. Leflamme*

Bought of **JAMES THOMSON**
DEALER IN DRY GOODS, READY-MADE CLOTHING,
HATS, CAPS, BOOTS AND SHOES

Sold by *A. F.*

Examined by

Lo 1 1/2 yd Buckram⁸

12

Paid
Jos Thomson

A. F.

No 18

3 cm